

Sl. No.	Particulars	Page No.
<b>A</b>	<b>IMPORTANT INFORMATION AT A GLANCE</b>	
<b>1.</b>	Introduction 1.1 About National Testing Agency (NTA) 1.2 About Joint Entrance Examination (JEE-Main) 2021	
<b>2.</b>	Scheme of JEE (Main)2021 2.1 Mode of Examination 2.2 Choice of Medium of Question Paper 2.3 Scheme of Examination 2.4 Pattern of Examination 2.5 Syllabus	
<b>3.</b>	Eligibility Criteria: 3.1 Age Limit 3.2 List of Qualifying Examinations 3.3 Year of Appearance in Qualifying Examination	
<b>4.</b>	State of Eligibility	
<b>5.</b>	Reservations	
<b>6.</b>	Facilities for PwDCandidates to appear in the exam	
<b>7.</b>	Choice of Cities	
<b>8.</b>	e-Admit Card	
<b>9.</b>	Schedule of Examination	
<b>10.</b>	Important Instructions	
<b>11.</b>	Rough Work	
<b>12.</b>	Unfair Means Practices and Breach of Examination Rules 12.1 Definition 12.2 Punishment for using Unfair Means Practices 12.3 Cancellation of Result	
<b>13.</b>	Display of Answer Key Challenges	
<b>14.</b>	Display of Recorded Responses	
<b>15.</b>	JEE (Main) NTA Score for B.E./B.Tech, B.Arch, &B.Planning 15.1 Compilation and display of result of B.E./B.Tech 15.2 Compilation & display of result of B.Arch&B.Planning	
<b>16.</b>	Re-evaluation/Re-checking of result	
<b>17.</b>	Admission to NITs, IIITs, CFIs, SFIs, State Engineering Colleges for the Participating States & Other Participating Institutions including UPSEE. 17.1 Eligibility for Admission to NITs, IIITs and CFTIs participating through Central Seat Allocation Board 17.2 B.Tech/B.Arch Scores of JEE (Main) 2021 will also be used for admission to B.Tech/B. Arch Courses covered under UPSEE. 17.3 Eligibility for Admission to Other Institutions 17.4 Seat Allocation Process and Admission Procedure 18.5 Eligibility Criteria for Appearing in JEE (Advanced) 2021	
<b>18.</b>	Test Practice Centres (TPCs)	

<b>19.</b>	Common Services Centres/Facilitation Centres	
<b>20.</b>	National Test Abhyas	
<b>21.</b>	Query Redressal System (QRS)	
<b>22.</b>	Correspondence with NTA	
<b>23.</b>	Weeding Out Rules	
<b>24.</b>	Legal Jurisdiction	
<b>Appendices</b>		
<b>I.</b>	Certificate regarding physical limitation to write in an examination	
<b>II.</b>	Letter of Undertaking for Using Own Scribe	
<b>III.</b>	List of Examination Cities for JEE (Main) 2021	
<b>IV.</b>	Procedure for Online Payment of Fee and Helpline for Payment Related Queries	
<b>V.</b>	Computer Based Test (CBT) Guidelines	
<b>VI.</b>	NTATest Practice Centres (TPCs)	
<b>VII.</b>	Normalization Procedure based on Percentile Score	
<b>VIII.</b>	Replica of Online Application Form	

**IMPORTANT INFORMATION AT A GLANCE**  
(please refer to Information Bulletin for details)

**1. Dates, fee details and Application Procedure:**

EVENTS		DATES		
Online submission of Application Form		15.12.2020 to 15.01.2021		
Last date for successful transaction of prescribed application fee		16.01.2021		
Fee payable for JEE (Main) –2021 (through Credit Card /Debit Card (except Master/Visa Card) / Net-Banking/UPI)		Type of Candidate	In India (Fee in Rs.)	Outside India (Fee in Rs.)
Paper 1: B.E./B. Tech or Paper 2A: B. Arch or Paper 2B: B.Planning	General/Gen-EWS/ OBC(NCL)	Male	650	3000
		Female	325	1500
	SC/ST/PwD	Male	325	1500
		Female	325	1500
	Transgender		325	1500
Paper 1: B.E./B. Tech & Paper 2A: B. Arch or Paper 1: B.E./B. Tech & Paper 2B: B. Planning or Paper 1: B.E./B.Tech, Paper 2A: B. Arch & Paper 2B : B.Planning or Paper 2A: B. Arch & Paper 2B: B.Planning	General/Gen- EWS/OBC(NCL)	Male	1300	6000
		Female	650	3000
	SC/ST/PwD	Male	650	3000
		Female	650	3000
	Transgender		650	3000
	Processing charges and Goods & Service Taxes (GST) are to be paid by the candidate, as applicable.			
Correction in particulars		18.01.2021 to 21.01.2021 (for February Session)		
Downloading of Admit Cards from NTA website		First week of February, 2021		
Date of Examination		22-25 February, 2021		
Timing of Examination		First Shift	9:00 a.m. to 12:00 p.m. (IST)	
		Second Shift	3:00 p.m. to 6:00 p.m. (IST)	
Display of Question Paper attempted by the Candidate and Answer Keys for inviting challenges on NTA website		Date shall be displayed on the NTA website in due course		
Declaration of Result on NTA website		Date shall be displayed on the NTA website in due course		

[Note: I. A candidate has option to apply for one Session (February) or more than one Session (March /April /May 2021) together and pay exam fee accordingly. In other words, if a candidate is applying only for February Session, he / she has to pay Examination Fee only for that Session during the current application period and will have opportunity to apply again for the March/ April / May Session, when the application window will be re-opened briefly immediately after the declaration of the result of February / March/ April Session. Fee once paid will not be refunded. However, it can be taken forward to another Session of JEE (Main) 2021. Multiple application forms submitted by a candidate for the same Session(s) will not be accepted at any cost.

II. The fee can be submitted only online through Net Banking, Credit Card or Debit Card, UPI or Paytm Services. Processing charges and GST as applicable are chargeable to the candidate (in addition to the examination fee) by to the concerned Bank/Payment Gateway Integrator. For details / procedure, please see **Appendix-IV**

III. For those candidates who would apply for more than one Session of examination (February/March/April/May), may change their Choice of Cities in the correction window, which will be opened in due course under intimation to them through Public Notice for each Session.

IV. The Confirmation Page of the online Application Form will be generated only after successful payment by the Candidate. In case the Confirmation Page is not generated after payment of fee, then the candidate may have to approach the concerned Bank/Payment Gateway (in the helpline no. and email given in **Appendix-IV** the Information Bulletin) for ensuring the successful payment or for obtaining the refund of duplicate / multiple payments.]

- Candidates must read carefully the Instructions (including how to fill up application form online) given in the Information Bulletin available on the NTA Website. Candidates not complying with the Instructions shall be summarily disqualified.
- Candidates can apply for **JEE (Main) 2021 through “Online” mode only. The Application Form in any other mode will not be accepted.**
- Submission of Application Form could be made by the candidate online through NTA website: [jeemain.nta.nic.in](http://jeemain.nta.nic.in).
- Instructions for filling Online Application Form:**
  - ❖ Download Information Bulletin and Replica of Application Form. Read these carefully to ensure your eligibility.
  - ❖ **Follow the steps given below to Apply Online:**

**Step-1:** Apply for Online Registration using own Email Id and Mobile No.

**Step-2:** Fill in the Online Application Form and note down the system generated Application No.

**Step-3:** Upload scanned images of: The recent photograph should be either in colour or black/white with 80% face (without mask) visible including ears against a white background. (i) candidate's photograph (file size: 10 kb - 200 kb); (ii) candidate's signature (file size: 4kb - 30kb); (iii) duly verified result awaited attestation form (file size: 50kb to 500kb), (iv) category certificate (SC/ST/OBC/EWS etc.) (file size: 50kb to 300KB), (v) PwD certificate (file size: 50kb to 300kb) in jpg/jpeg format.

**Step-4:** Pay fee using SBI/Canara Bank/HDFC Bank/ICICI Bank/Paytm Payment Gateway through Debit Card/Credit Card / Net Banking/UPI and keep proof of fee paid.

- ❖ Download, save and print a copy of Confirmation Page of the Application Form (which would be downloadable only after successful remittance of fee) for future reference.
  - ❖ All the 4 Steps can be done together or at separate timings. The submission of Application of a candidate could be considered as successful and his/her candidature would be confirmed only on the successful transaction/receipt of the prescribed application fee from him/her.
6. Candidates shall ensure that the information entered by them in their respective online application form is correct.
  7. Information provided by the candidates in their respective online application forms, like, name of candidate, contact/ address details, category, PwD status, educational qualification details, date of birth, choice of exam cities, etc. will be treated as final. Any request for change in such particulars after the closure of correction period will not be considered by NTA under any circumstances.
  8. *NTA does not edit /modify/alter any information entered by the candidates after completion of application process under any circumstances. Any request for change in information thereafter will not be entertained. Therefore, candidates are advised to exercise utmost caution for filling up correct details in the Application Form.*
  9. *NTA disclaims any liability that may arise to a candidate(s) due to incorrect information provided by him/her in his/her online application form.*
  10. Candidates must ensure that their email address and mobile number to be registered in their online Application Form are their own, as relevant/important information/ communication will be sent by NTA through e-mail on the registered e-mail address and / or through SMS on registered mobile number only. NTA shall not be responsible for any non-communication / mis-communication with a candidate in the email address or mobile number given by him/her other than his/her own.
  11. Candidates are advised to visit the NTA Website and check their e-mails regularly for latest updates.
  12. Candidates shall appear at their own cost at the Examination Centre on the date, shift and time indicated on their Admit Cards issued by the NTA in due course through its Website.

**Note:**

- i. *The final submission of Online Application Form will remain incomplete if Step-3 and step-4 are not complete. Such forms will stand rejected and no correspondence on this account will be entertained.*
- ii. *No request for refund of fee once remitted by the candidate will be entertained by NTA under any circumstances.*
- iii. *The entire application process for JEE (Main) 2021 is online, including uploading of scanned images, payment of fees, and printing of confirmation page, admit card, etc. Therefore, candidates are not required to send/submit any document(s) including confirmation page to NTA through Post/ Fax/WhatsApp/Email/by Hand.*
- iv. *Usage of Data and Information: NTA/Government of India can use the data provided by the End Users (test taker in this case) for internal purpose(s) including training, research and development, analysis and other permissible purpose(s). However, this information is not for use by any third party or private agency for any other use.*

**Brief Advisory regarding COVID-19 Pandemic:**

Candidates are advised to carry only the following with them into the examination venue:

- a) Admit card along with Self Declaration (Undertaking) downloaded from the NTA Website (a clear printout on A4 size paper) duly filled in.
- b) A simple transparent Ball Point Pen.
- c) Additional photograph, to be pasted on attendance sheet
- d) Personal hand sanitizer (50 ml).
- e) Personal transparent water bottle.
- f) Sugar tablets/fruits (like banana/apple/orange) in case the candidate is diabetic.

**Note:**

1. Candidate shall ensure that the information (like, his/her name, mother's name, father's name, gender, date of birth, category, PwD status, mobile number, email address, photograph and signature, choice of cities for exam centre, etc.) provided by them in their online application form are correct and of their own. **Candidates are advised to exercise utmost care for filling up correct details in the Application Form.** Any request for change in the particulars after the closure of correction period will not be considered by NTA under any circumstances. **Corrections sent by the candidate through Post/ Fax/WhatsApp/Email/by Hand will not be entertained by NTA.**
2. In case it is found at any time in future that the Candidate has used / uploaded the photograph, signature and certificate(s) of someone else in his/ her application form / admit card, **these acts of the candidate shall be treated as Unfair Means (UFM) Practices on his/her part and he/she shall be proceeded with the actions as contemplated under the provisions of the Information Bulletin relating to Unfair Means Practices.**
3. Candidates are NOT allowed to carry Instruments, Geometry or Pencil box, Handbag, Purse, any kind of Paper/ Stationery/ Textual material (printed or written material), Eatables and Water (loose or packed), Mobile Phone/ Earphone/ Microphone/ Pager, Calculator, DocuPen, Slide Rules, Log Tables, Camera, Tape Recorder, Electronic Watches with facilities of calculator, any metallic item or electronic gadgets/ devices in the Examination Hall/Room.

**INFORMATION BULLETIN**  
**Joint Entrance Examination (Main) 2021**

**1. Introduction**

**1.1 About National Testing Agency (NTA)**

The Ministry of Education (MoE), Government of India (GOI) has established the National Testing Agency (NTA) as an independent, autonomous, and self-sustained premier testing organization under the Societies Registration Act (1860) for conducting efficient, transparent and international standards tests in order to assess the competency of candidates for admissions to premier higher education institutions.

The Department of Higher Education, Ministry of Education, Government of India has entrusted the responsibility of conducting Joint Entrance Examination (JEE Main) to the NTA from 2019 onwards.

**1.2 About JEE (Main) 2021**

The Joint Entrance Examination (JEE Main) comprises of two papers. The Paper 1 is conducted for admission to Undergraduate Engineering Programs (B.E/B. Tech) at NITs, IITs, other Centrally Funded Technical Institutions (CFTIs), Institutions/Universities funded/recognized by participating State Governments, as well as an eligibility test for JEE (Advanced), which is conducted for admission to IITs. Candidates of UPSEE (2021) will take JEE (Main) 2021. Dr. APJ Abdul Kalam Technical University, Lucknow will use the score sheet of JEE (Main) – 2021 for admission to fill 1.40 lakh seats in 750 colleges affiliated to it across the State. The Paper 2 is conducted for admission to B. Arch and B. Planning courses in the Country.

The JEE (Main) 2021 will be conducted in **multiple sessions** for admissions in the next academic session. The candidates will thus benefit in the following ways:

- This will give multiple opportunities to the candidates to improve their scores in the examination if they fail to give their best in the first attempt without wasting their whole academic year.
- In first attempt, the students will get a first-hand experience of taking an examination and will know their mistakes which they can improve while attempting for the next time.
- This will reduce the chances of dropping a year and droppers would not have to waste a full year.
- If anyone missed the examination due to reasons beyond control, then he/she will not have to wait for one full year.
- The student's best of the 2021 NTA Scores will be considered for preparation of Merit List/ Ranking.

- 1. The JEE (Main) 2021 will be held in February 2021 followed by next three Sessions in March, April, and May 2021. This is being done to ensure that the JEE (Main) 2021 does not interfere with the Board examinations, which may be held at different times across the States/UTs.**
- 2. The NTA has decided to provide choice in one section to rationalize the decision of different Boards across the country regarding the reduction of syllabus. However, the total number of questions to be attempted will remain the same (Physics – 25, Chemistry – 25 and Mathematics – 25), wherever applicable.**

## 2. Scheme of Examination

### 2.1 Mode of Examination

**JEE (Main)-2021 will be conducted in the following modes:**

- Paper 1 (B.E. /B. Tech.) in “Computer Based Test (CBT)” mode only.
- Paper 2A (B.Arch): Mathematics (Part-I) and Aptitude Test (Part-II) in “Computer Based Test (CBT)” mode only and Drawing Test (Part-III) in pen & paper (offline) mode, to be attempted on drawing sheet of A4 size.
- Paper 2B (B.Planning): Mathematics (Part-I), Aptitude Test (Part-II) and Planning Based Questions (Part-III) in Computer Based Test (CBT) mode only.

### 2.2 Choice of Medium of Question Papers

The medium of Question Paper for the candidates of JEE (Main) 2021 would be as indicated below:

S. No.	Language	Examination Centres
1.	English	All Examination Centres
2.	Hindi	All Examination Centres in India
3.	English and Assamese	Examination Centres in Assam
4.	English and Bengali	Examination Centres in West Bengal, Tripura and Andaman & Nicobar Island
5.	English and Gujarati	Examination Centres in Gujarat, Daman and Diu, Dadra and Nagar Haveli
6.	English and Kannada	Examination Centres in Karnataka
7.	English and Marathi	Examination Centres in Maharashtra
8.	English and Malayalam	Examination Centres in Kerala and Lakshadweep
9.	English and Odia	Examination Centres in Odisha
10.	English and Punjabi	Examination Centres in Punjab, Chandigarh and Delhi
11.	English and Tamil	Examination Centres in Tamil Nadu, Puducherry and Andaman & Nicobar Island
12.	English and Telugu	Examination Centres in Andhra Pradesh and Telangana
13.	English and Urdu	All Examination Centres in India

The option of language for question paper should be exercised while filling up the Application Form online and it cannot be changed at a later stage.

**Please note that for the correctness of the questions in all the question papers, the English version will be taken as final.**

### 2.3 Scheme of Examination

Subject combinations for each paper, type of questions in each paper, and mode of examination is given in the table below:

PAPER	SUBJECTS	TYPE OF QUESTIONS	Mode of Examination
<b>Paper 1: B.E./B.Tech.</b>	Mathematics, Physics & Chemistry	Objective Type - Multiple Choice Questions (MCQs) & Questions for which answer is a numerical value, with equal weightage to Mathematics, Physics & Chemistry	“Computer Based Test (CBT)” mode only

<b>Paper 2A: B. Arch</b>	Part-I: Mathematics	Objective Type - Multiple Choice Questions (MCQs) & Questions for which answer is a numerical value	“Computer Based Test (CBT)” mode only
	Part-II: Aptitude Test	Objective Type - Multiple Choice Questions (MCQs)	
	Part-III: Drawing Test	Questions to test drawing aptitude	“Pen & Paper Based” (offline) mode to be attempted on Drawing sheet
<b>Paper 2B: B. Planning</b>	Part-I: Mathematics	Objective Type - Multiple Choice Questions (MCQs) & Questions for which answer is a numerical value	“Computer Based Test (CBT)” mode only
	Part-II: Aptitude Test	Objective Type - Multiple Choice Questions (MCQs)	
	Part-III: Planning Based Questions	Objective Type - Multiple Choice Questions (MCQs)	

## 2. 4 Pattern of Examination

Paper1: B.E./ B. Tech. in Computer Based Test (CBT) mode:					
1.	Subject wise distribution of Questions, Total Number of Questions and Marks	Subject	Section A	Section B	Marks
		Mathematics	20*	10*	100
		Physics	20*	10*	100
		Chemistry	20*	10*	100
		Total	90		300
*Each Subject will have two sections. Section A will be of Multiple-Choice Questions (MCQs) and Section B will contain Questions whose answers are to be filled in as a numerical value. In Section B, candidates have to attempt any <b>five questions out of 10</b> . There will be <b>no negative marking for Section B</b> .					
2	Marking Scheme for MCQs	Correct Answer or the best Answer		Four marks (+4)	
		Incorrect Answer		Minus one mark (-1)	
		Unanswered / Marked for Review		No mark (0)	
3.	Marking Scheme for questions for which answer is a Numerical value	Correct Answer		Four marks (+4)	
		Incorrect Answer		No mark (0)	
		Unanswered / Marked for Review		No mark (0)	
4.	Method of determining merit	Conversion of the raw score in Mathematics, Physics, Chemistry, and Total into NTA scores. <b>Overall merit shall be prepared by merging NTA scores of all shifts of all days.</b>			
5.	Method of resolving ties	Tie between candidates obtaining equal Total NTA scores in Paper1: B.E./B.Tech will be resolved in the following descending order: <ul style="list-style-type: none"><li>▪ NTA score in Mathematics, followed by</li><li>▪ NTA score in Physics, followed by</li><li>▪ NTA score in Chemistry, followed by</li><li>▪ Candidates having a lesser number of negative responses</li></ul>			
Paper 2A (B. Arch): Mathematics (Part-I) and Aptitude Test (Part-II) in Computer Based Test (CBT) mode only and Drawing Test (Part-III) in Pen & Paper Based (offline) mode, to be attempted on drawing sheet of A4 size.					
1.	Subject wise distribution of Questions. Total Number of	Subject	No of Questions		Marks



	<b>Questions and Marks</b>	Mathematics (Part I)	20*	10*	100
		Aptitude Test (Part II)	50		200
		Drawing Test (Part III)	02		100
		Total	82		400
		*20 questions will be MCQs and 5 questions will have answers to be filled as a numerical value out of 10. There will be no negative marking for numerical value.			
2.	<b>(a) Marking Scheme for MCQs</b>	Correct Answer or the most appropriate Answer	Four marks (+4)		
		Incorrect Answer/Multiple Answer	Minus one mark (-1)		
		Unanswered /Marked for Review	No mark (0)		
	<b>(b) Marking Scheme for questions for which answer is a Numerical value</b>	Correct Answer or the most appropriate Answer	Four marks (+4)		
		Incorrect Answer	No mark (0)		
		Unanswered / Marked for Review	No mark (0)		
	<b>(c) Marking Scheme for Drawing Test (Part III)</b>	Two questions to be evaluated out of 100 marks.			
3.	<b>Method of determining merit</b>	Conversion of the raw score in Mathematics, Aptitude Test, Drawing Test, and Total into NTA Scores. Overall merit shall be prepared by merging NTA Scores of all shifts of all days.			
4.	<b>Method of resolving ties</b>	Tie between candidates obtaining equal Total NTA scores in Paper 2B: B.Arch will be resolved in the following manner: <ul style="list-style-type: none"><li>NTA score in Mathematics, followed by</li><li>NTA score in Aptitude Test, followed by</li><li>NTA score in Drawing Test, followed by</li><li>Candidates having a lesser number of negative responses</li></ul>			
<b>(c) Paper 2B (B. Planning)Part-I: Mathematics, Part-II: Aptitude Test and Part-III: Planning Based Questions in Computer Based Test (CBT) mode only</b>					
1.	<b>Subject wise distribution of Questions, Total Number of Questions and Marks</b>	Subject	No of Questions		Marks
		Part-I: Mathematics	20*	10*	100
		Part-II: Aptitude Test	50		200
		Part-III: Planning Based Objective Type MCQs	25		100
		Total	105		
*20 questions will be MCQs and 5 questions will have answers to be filled as a numerical value out of 10. There will be no negative marking for numerical value.					
2.	<b>Marking Scheme for MCQs</b>	Correct Answer or the most appropriate Answer	Four marks (+4)		
		Incorrect Answer/Multiple Answer	Minus one mark (-1)		
		Unanswered /Marked for Review	No mark (0)		
3.	<b>Marking Scheme for questions for which answer is a Numerical value</b>	Correct Answer or the appropriate Answer	Four marks (+4)		
		Incorrect Answer	No mark (0)		
		Unanswered / Marked for Review	No mark (0)		
4.	<b>Method of determining merit</b>	Conversion of the raw score in Mathematics, Aptitude Test, Planning Based Test, and Total into NTA Scores. Overall merit shall be prepared by merging NTA Scores of all shifts of all days.			
5.	<b>Method of resolving ties</b>	Tie between candidates obtaining equal Total NTA scores in B.Planning will be resolved in the following manner:			

		<ul style="list-style-type: none"> <li>▪ NTA score in Mathematics, followed by</li> <li>▪ NTA score in Aptitude Test, followed by</li> <li>▪ NTA score in Planning Based Questions, followed by</li> <li>▪ Candidates having a lesser number of negative responses</li> </ul>
--	--	---

**Important Note for Multiple Choice Questions:** To answer a question, the candidates need to choose one option corresponding to the correct answer or the most appropriate answer. However, if after the process of challenges of the key, more than one option is found to be correct then the multiple correct options will be given four marks (+4). Any incorrect option marked will be given the minus one mark (-1). Unanswered/Marked for Review will be given no marks. In case, a question is dropped/ignored, all candidates will be given four marks (+4) irrespective of the fact whether the question has been attempted or not attempted by a candidate.

## 2.5 Syllabus

The details of the syllabus are given on the website: [www.jeemain.nta.nic.in](http://www.jeemain.nta.nic.in). Moreover, in light of rationalization of syllabus by various Boards, the NTA has decided to provide for choice in the question papers and thus there will be two sections in each paper.

## 3. Eligibility Criteria

### 3.1 Age Limit

For appearing in the JEE (Main) 2021, there is no age limit for the candidates. The candidates who have passed the class 12 / equivalent examination in 2019, 2020, or appearing in 2021 irrespective of their age can appear in JEE (Main) 2021 examination. However, the candidates may be required to fulfil the age criteria of the Institute(s) in which they are desirous of taking admission.

### 3.2 List of Qualifying Examinations (QE)

- i. The **final examination of the 10+2 system**, conducted by any recognized Central/ State Board, such as Central Board of Secondary Education, New Delhi; Council for the Indian School Certificate Examinations, New Delhi; etc.
- ii. **Intermediate or two-year Pre-University** examination conducted by a recognized Board/ University.
- iii. **Final examination of the two-year course** of the Joint Services Wing of the National Defense Academy
- iv. **Senior Secondary School Examination** conducted by the National Institute of Open Schooling with a minimum of five subjects.
- v. Any Public School/ Board/ University examination in India or any foreign country recognized as **equivalent to the 10+2 system** by the **Association of Indian Universities (AIU)**.
- vi. **Higher Secondary Certificate Vocational Examination.**
- vii. **A Diploma recognized by AICTE or a State board** of technical education of at least 3 years duration.
- viii. **General Certificate Education (GCE)** examination (London/Cambridge/Sri Lanka) at the **Advanced(A) level**.
- ix. **High School Certificate Examination of the Cambridge University or International Baccalaureate Diploma of the International Baccalaureate Office, Geneva.**

### 3.3 Year of Appearance in Qualifying Examination

Only those candidates who have passed Class 12 / equivalent examination in 2019, 2020 or 2021; or those who are appearing in Class 12 / equivalent examination in 2021, are eligible to appear in JEE(Main)2021.

Candidates who passed Class 12/equivalent examination in 2018 or before as well as those who will appear in such examination in 2022 or later are not eligible to appear in JEE (Main)2021.

Candidates must note that the IITs permit only two attempts for the JEE (Advanced), i.e. a candidate should have appeared for the Class XII (or equivalent) examination for the first time in either 2020 or 2021, subject to the condition of not having been admitted at an IIT on an earlier occasion. Details may be obtained from the Information Brochure of the JEE (Advanced) 2021.

### 4. State of Eligibility

State code of eligibility means the code of the State from where the candidate has passed Class XII (or equivalent) qualifying examination by virtue of which the candidate becomes eligible to appear in JEE (Main) 2021. It is important to note that the State code of eligibility does NOT depend upon the native place or the place of residence of the candidate. For example, if a candidate appears for the Class XII examination in New Delhi and is a resident of NOIDA, Uttar Pradesh, the candidate's State code of eligibility will be that of Delhi and NOT that of Uttar Pradesh.

If a candidate has passed Class XII (or equivalent) qualifying examination from one State but appeared for improvement from another State, the candidate's State code of eligibility will be from where the candidate first passed the Class XII (or equivalent) examination and NOT the State from where the candidate has appeared for improvement.

Candidate passed/appearing class 12th from NIOS should select the State of Eligibility according to the State in which the study centre is located.

For Indian nationals passing the Class XII (or equivalent) examination from Nepal/Bhutan, the State code of eligibility will be determined based on a permanent address in India as given in the passport of the candidate.

The State code of eligibility of OCI/PIO passing Class XII (or equivalent) examination in India is at par with Indian nationals. However, OCI/PIO passing the Class XII (or equivalent) examination from an institution abroad are eligible for Other State quota seats or All India quota seats (but NOT for Home State quota seats) in all NITs, IIST and Other-CFTIs

### 5. Reservations

**5.1** In the case of Institutes run by the Central Government, the reservation would be applicable as mentioned below:

- (i) **15%** of the seats Scheduled Castes (SC) candidates
- (ii) **7.5%** seats for Scheduled Tribes (ST) candidates
- (iii) **27%** seats for Other Backward Classes (OBC) Non-Creamy Layer (NCL) candidates as per the Central List\*
- (iv) **10%** of the seats for **General Economically Weaker Sections (General - EWS)** candidates
- (v) Persons with Disability (PwD) with 40% or more disability

**5.2.** Each category will have **5%** reservations for the candidates with 40% or more disability as defined in Section 2 (r) and (zc) of Persons with Disabilities (RPwD) Act, 2016.

**5.3** In the case of the Institutes run/aided/recognized by State Governments, the reservation policy of the respective State Governments shall be applicable.

**Notes:**

1. The benefit of reservation for admission to NITs/IIITs and CFTIs shall be given only to those classes/castes/tribes which are in the respective Central List published by the Government of India from time to time.
2. *Other Backward Classes - Non-Creamy Layer (OBC-NCL) are as per the Central list of Other Backward Classes available on National Commission for Backward Classes (NCBC), Government of India website [www.ncbc.nic.in](http://www.ncbc.nic.in). Thus, the candidates falling in this list may mention OBC in the Category Column. State list OBC Candidates who are not in OBC-NCL (Central List) must choose General.*

**Provisions relating to Persons with Disability (PwD):**

As per Section 2(t) of the RPwD Act, **“Persons with Disability(PwD)”** means a person with long term physical, mental, intellectual, or sensory impairment which, in interaction with barriers, hinders his full and effective participation in society equally with others.

According to Section 2(r) of the RPwD Act, 2016, **“persons with benchmark disabilities”** means a person with not less than forty percent (40%) of a specified disability where specified disability has not been defined in measurable terms and includes a person with disability where specified disability has been defined in measurable terms, as certified by the certifying authority.

The **“specified disabilities”**, which are included in the Schedule of the RPwD Act, are as follows:

S/No.	Category	Type of Disability	Specified Disability
1.	Physical Disability	Locomotor Disability*	a. Leprosy cured person, b. cerebral palsy, c. dwarfism, d. muscular dystrophy, e. acid attack victims.
		Visual Impairment*	a. blindness, b. low vision
		Hearing Impairment*	a. deaf, b. hard of hearing
		Speech & Language Disability	Permanent disability arising out of conditions such as laryngectomy or aphasia affecting one or more components of speech and language due to organic or neurological causes.
2.	Intellectual Disability		a. specific learning disability (perceptual disabilities, dyslexia, dyscalculia, dyspraxia & development aphasia) b. autism spectrum disorder
3.	Mental Behaviour		a. mental illness
4.	Disability caused due to	i. Chronic Neurological Conditions	a. multiple sclerosis b. parkinsonism
		ii. Blood disorder	a. haemophilia, b. thalassemia, c. sickle cell disease
5.	Multiple Disabilities		More than one of the above specified disabilities including deaf blindness

**6. Facilities for PwD candidates to appear in the exam**

As per the guidelines issued by the Department of Empowerment of Persons with Disabilities (Divyangjan) under Ministry of Social Justice & Empowerment issued from time to time on the

subject: "Written Examination for Persons with Benchmark Disabilities", A candidate with one of the benchmark disabilities [as defined in Section 2(r) of RPwD Act, 2016], holding a Disability Certificate in the format prescribed in **Appendix-I**, is entitled to the following facilities:

- a. *The facility of Scribe*, in case he/she has a physical limitation and a scribe is essential to write the examination on his/her behalf, being so certified in the aforesaid format by a CMO/Civil Surgeon/Medical Superintendent of a Govt. Health Care Institution. However, as a measure of caution and due to the prevailing circumstances of COVID -19 Pandemic, such candidate is required to **bring his/her own Scribe** along with an undertaking in the format given at **Appendix-II**.
- b. *Compensatory time* of **one hour** for examination of **three hours** duration, whether such candidate uses the facility of Scribe or not.

The NTA does not guarantee any change in the category or sub-category (PwD status) after the submission of the Online Application Form, and in any case, no change will be entertained by NTA after the declaration of JEE (Main) NTA Score 2021. The category/sub-category (PwD status) entered in the JEE (Main) Database by the candidate will be used for the JEE (Advanced). Therefore, the candidates are advised to fill in the category / sub-category column very carefully.

## 7. Choice of Cities

The Cities where the JEE (Main) 2021 will be conducted are given in **Appendix-III**. While applying, candidates have to **select any four cities of their choice**. The efforts will be made to allow the city of examination to the candidates in order of choice opted by them in their online Application Form. **However, due to administrative/logistic reasons, a different city can be allotted.**

The decision of the NTA regarding the allotment of the Centre shall be final. No further correspondence or request shall be entertained in such a case.

## 8. e-Admit Card

The e-Admit Card would be issued provisionally to the candidates through the NTA website: [jeemain.nta.nic.in](http://jeemain.nta.nic.in), subject to the fulfilment of the eligibility conditions and receipt of prescribed application fee by NTA.

The candidate has to download the Admit Card from the NTA website. The candidate will appear in the examination at the given Centre on the date and shift/timing as indicated in his/her e-Admit Card.

**No candidate will be allowed to appear at the examination centre, on the date and shift/time other than that allotted to him/her in his/her Admit card.**

In case a candidate is unable to download his/her Admit Card from the website, he/she should approach the NTA Help Line between 10.00 am to 5.00 pm.

**The candidates are advised to read the instructions on the Admit Card carefully and strictly follow them during the examination.**

In case of any discrepancy in the particulars of the candidate or his/her photograph and signature shown in the e-Admit Card and Confirmation Page, the candidate may immediately **approach the NTA Help Line between 10.00 am to 5.00 pm**. In such case, candidate would appear in the examination with the already downloaded Admit Card. However, NTA will take necessary action to make correction in the record later.

The Admit Card for February Session of the examination may be available for downloading in the first week of February, 2021. The timing for downloading the Admit Card for subsequent Sessions of the exam will be announced on the NTA website([jeemain.nta.nic.in](http://jeemain.nta.nic.in))

**Note:**

- a. Candidate may please note that Admit Cards will not be sent by post.*
- b. In no case, the duplicate Admit Card for Joint Entrance Examination (Main) 2021 would be issued at the Examination Centres.*
- c. Candidate must not mutilate the Admit Card or change any entry made therein.*
- d. Candidates are advised to preserve their Admit Cards in good condition for future reference.*
- e. No Admit Card shall be issued to the candidates whose Applications are found to be incomplete for any reasons (including indistinct/ doubtful photographs/unsigned Applications) or who do not fulfil the eligibility criteria for the examination.*
- f. Issue of Admit Cards, however, shall not necessarily mean acceptance of eligibility which shall be further scrutinized at subsequent stages of admission process.*

## 9. Schedule of Examination

<b>Dates of Examination</b>	<b>22-25 February, 2021</b> (Exact date, shift, and city of examination for Paper1: B.E./B.Tech and Paper2A: B.Arch and Paper2B: B. Planning will be made available to the Candidates on their Admit Cards)	
<b>Mode of Examination</b>	<b>Paper1: B.E./B.Tech</b>	"Computer Based Test (CBT)" mode only
	<b>Paper2A: B.Arch.</b>	Part-I: Mathematics and Part-II: Aptitude Test in Computer Based Test (CBT) mode only
		Part-III: Drawing Test in "Pen & Paper" (offline) mode, to be attempted on the Drawing sheet
	<b>Paper2B: B.Planning</b>	Part-I: Mathematics, Part-II: Aptitude Test and Part-III: Planning related MCQ's in "Computer Based Test (CBT)" mode only
	<b>First Shift</b>	<b>Second Shift</b>
<b>Timing of Examination</b>	9.00 a.m. to 12.00 p.m.	3.00 p.m. to 6.00 p.m.
<b>Entry in the Examination Centre/Hall/Room, frisking, biometric registration/ record of manual attendance by Invigilator, document verification/ cross-checking of Admit Card, signature, and photo match to be completed by Invigilator, etc.</b>	7.30 a.m. to 8.30 a.m.	02.00 p.m. to 2.30 p.m.
<b>Instructions by the Invigilator(s)</b>	8.30 a.m. to 8.50 a.m.	2.30 p.m. to 2.50 p.m.
<b>Candidates log in to read instructions</b>	8.50 a.m.	2.50 p.m.
<b>Test Commences</b>	<b>9.00 a.m.</b>	<b>3.00 p.m.</b>

## 10. Important Instructions for the candidates

- Those candidates who wish to appear for B.Arch as well as B.Planning, will have the duration of examination 3.30 hrs. i.e. from 3:00 p.m. to 6:30 p.m.
- Candidates are advised to report at the Examination Center well in time i.e. 2 hours before commencement of the examination.
- Candidates should take their seat immediately after opening of the Examination Hall. If the candidates do not report in time due to any reason i.e. traffic jam, train/bus delay etc, they are likely to miss some of the general instructions to be announced in the Examination Rooms/Halls. The NTA shall not be responsible for any delay.
- The candidate must show, on demand, the Admit Card downloaded/printed from the NTA website for admission in the examination room/hall. The Test Centre Staff on duty is authorized to verify the identity of candidates and may take steps to verify and confirm the identity credentials. Candidates are requested to extend their full cooperation. A candidate who does not possess the valid Admit Card shall not be permitted for the examination under any circumstances by the Centre Superintendent.
- A seat indicating Roll Number will be allotted to each candidate. Candidates should find and sit on their allocated seat only in case of a candidate who changes room/hall or the seat on his/her own rather than the one allotted, the candidature shall be cancelled. No plea would be entertained in this regard.
- The candidate should ensure that the question paper available on the computer is as per his/her opted subject indicated in the Admit Card. In case, the subject of question paper is other than his/her opted subject, the same may be brought to the notice of the Invigilator concerned.
- Candidate may approach the Centre Superintendent/Invigilator in the room for any technical assistance, first aid emergency or any other information during the course of examination.  
  
For any queries or issues regarding Computer Based Test, the candidates may contact on Helpline Numbers available on Joint Entrance Examination (Main) website.
- In case a candidate, by furnishing false information, appears in more than one shift/date, his



candidature will be cancelled and his result will not be declared.

9. For those who are unable to appear on the scheduled date of test for any reason, re-test shall not be held by the NTA under any circumstances.

**Note: Candidates shall appear at their own cost at the Centre on date and shift as indicated in their Admit Card issued by the NTA. Under no circumstances the choice of cities for Centre and shift provided in the Admit Card shall be changed.**

Candidates MUST bring the following documents on the day of examination at the test centre. Candidates who will not bring these will not be allowed to sit in the examination.

- a. Print copy of Admit Card downloaded from NTA website.
- b. One passport size photograph (same as uploaded on the Online Application Form) should be taken for pasting on the specific space in the attendance sheet at Centre during the examination.
- c. Any one of the authorized photo IDs (must be original, valid, and non-expired) – School Identity Card/ PAN card/ Driving License/ Voter ID/ Passport/ Aadhaar Card (With photograph)/E-Aadhaar with photograph/ Ration Card with photograph/ 12<sup>th</sup> Class Board Admit Card with photograph/ Bank Passbook with Photograph.
- d. PwD certificate issued by the authorized medical officer, if claiming the relaxation under PwD category  
or  
PwDCertificate regarding physical limitation in an examination to write as per **Appendix-I** given in Information Bulletin, if claiming the relaxation under PwD category.  
or  
Letter of Undertaking for using Own Scribe as per **Appendix-II** given in Information Bulletin, if claiming the relaxation under PwD category.

## 11. Rough Work

All calculations/writing work are to be done only in the rough sheet provided at the Test Centre in the examination Room/Hall and on completion of the test candidates must hand over the rough sheets to the invigilator on duty in the Room/Hall.

## 12. Unfair Means Practices and Breach of Examination Rules

### 12.1 Definition

**Unfair Means practice is an activity that allows a candidate to gain an unfair advantage over other candidates. It includes, but is not limited to:**

- a) Being in possession of any item or article which has been prohibited or can be used for unfair practices including any stationery item, communication device, accessories, eatable items, ornaments or any other material or information relevant or not relevant to the examination in the paper concerned;
- b) Using someone to write examination (impersonation) or preparing material for copying;
- c) Breaching examination rules or any direction issued by NTA in connection with JEE (MAIN) 2021 examination from time to time;
- d) Assisting other candidate to engage in malpractices, giving or receiving assistance directly or indirectly of any kind or attempting to do so;
- e) Writing questions or answers on any material other than the answer sheet given by the Centre Superintendent for writing answers;



- f) Contacting or communicating or trying to do so with any person, other than the Examination Staff, during the examination time in the Examination Centre;
- g) Threatening any of the officials connected with the conduct of the examination or threatening any of the candidates;
- h) Using or attempting to use any other undesirable method or means in connection with the examination;
- i) Manipulation and fabrication of online documents viz. admit card, rank letter, self-declaration, etc.;
- j) Forceful entry in /exit from Examination Centre/Hall;
- k) Use or attempted use of any electronic device after entering the Examination Centre;
- l) Affixing/uploading of wrong/morphed photographs/signatures on the application form/admit card/proforma;
- m) Creating obstacles in smooth and fair conduct of examination.
- n) Any other malpractices declared as Unfair Means by the NTA.

### 12.2) Punishment for using Unfairmeans practices

During the course of, before or after the examination if a candidate indulges in any of the above or similar practices, he/she shall be deemed to have used unfair practices and booked under UNFAIRMEANS (U.F.M.) case. **The candidate would be debarred for 3 years in future and shall also be liable for criminal action and /or any other action as deemed fit.**

### 12.3) Cancellation of Result

The result of JEE (Main) - 2021 of the candidate(s) who indulge in Unfairmeans Practices will be cancelled and will not be declared. Similarly, the result of those candidates who appear from the Centre other than the one allotted to them or allow another candidate/person to write the exam on his behalf will be cancelled.

## 13. Display of Answer Key for Challenges

1. The NTA will display Provisional Answer Key of the questions on the NTA website: [jeemain.nta.nic.in](http://jeemain.nta.nic.in), with a Public Notice issued to this effect on the said website, to provide an opportunity to the candidates to challenge the Provisional Answer Keys with a non-refundable online payment of Rs. 200/- per question challenged as processing charges. The provisional Answer Keys are likely to be displayed for two to three days.
2. Only paid challenges made during stipulated time through key challenge link will be considered. Challenges without justification/evidence and those filed on any other medium other than the prescribed link will not be considered.
3. If a question for any reason is found to be wrong, the benefit of marks will be given to only those candidates who attempted the question. On examining the challenges by the subject experts, if it is found that along with the original answer key one more option(s) is correct, then marks will be awarded to all those candidates who have attempted any one of the correct options.
4. No grievances/representation with regard to Answer Key(s) after declaration of result will be entertained
5. **The decision of NTA on the Challenges as settled by Subject Experts shall be final, and the result will be declared on the basis of final Answer Keys.**

## 14. Display of Recorded Responses

The NTA will display the recorded responses and Question Paper attempted by the candidates on the NTA website [jeemain.nta.nic.in](http://jeemain.nta.nic.in) prior to declaration of result. The recorded responses are likely to be displayed for two to three days.

## 15. JEE(Main) NTAScore for B.E./B.Tech,B.Arch,andB.Planning

- a) Evaluation of multiple choice questions of B.E./B.Tech,B.Arch and B.Planning will be carried out using final answerkeys and the raw (actual) marks obtained by a candidate will be considered further for computation of the result of JEE (Main)February-2021.
- b) For multi-shift papers, raw marks obtained by the candidates in different shifts/sessions will be converted to NTA Score.
- c) **The detailed procedure based on NTA Score being adopted is available on NTA website.**

### 15.1 Compilation and display of Result of B.E./B.Tech (Session 1)

Since JEE (Main)February-2021(Session 1), B.E./B.Tech first Session will be conducted in multi-shifts, NTA scores will be calculated corresponding to the raw marks obtained by a candidate. The calculated NTA scores for all the shifts of session 1 will be declared by **First week of March, 2021**. This shall comprise the NTA scores for each of the three subjects (Mathematics, Physics and Chemistry) and the total in B.E./B.Tech of JEE (Main)February–2021 (Session 1).

### 15.2 Compilation and display of Result of B.Arch and B.Planning

Since JEE (Main)February-2021,B.Arch and B.Planning first Session will be conducted in multi-shifts, NTA scores will be calculated corresponding to the raw marks obtained by a candidate. The calculated NTA scores for all the shifts will be declared by **First week of March, 2021**. This shall comprise of the NTA scores for each of the three parts (Mathematics, Aptitude Test, Drawing Test or Planning Based Test) and total in B.Arch/B.Planning of JEE(Main)February - 2021 (Session 1).

#### Note:

- 1 The All India Rank shall be compiled and declared after conduct of the JEE (Main) May 2021 Examination.
- 2 No Score/Rank Card will be dispatched to the candidates and the candidates are advised to download their Score/Rank Cards from the JEE (Main) website: [www.nta.ac.in](http://www.nta.ac.in) / [jeemain.nta.nic.in](http://jeemain.nta.nic.in) only.
- 3 There shall be no provision for re-valuation/re-checking of the Score. No correspondence in this regard shall be entertained.
- 4 Only the All India Rank (AIR) is used for admissions through Central Seat Allocation Board (CSAB)/Joint Seat Allocation Authority (JoSAA) to NITs/ IITs/ CFTIs/ SFIs/ Others.
- 5 All participating Institutions that do not use the Centralized Seat Allocation Process will prepare their own ranking based on the performance in JEE (Main) 2021 and other criteria as decided by them.
- 6 The National Testing Agency (NTA) is an examination conducting body and not an admission giving authority. Therefore, NTA does not collect the information regarding the total number of seats available in the institutions, or the eligibility and reservation criteria followed by the institutions.

## 16. Re-Evaluation/Re-Checking of result

There shall be no re-evaluation/re-checking of result. No correspondence in this regard shall be entertained

## 17. Admission to NITs, IIITs, CFTIs, SFIs, State Engineering Colleges in the Participating States and Other Participating Institutions including UPSEE.

### 17.1 Eligibility for Admission to NITs, IIITs and CFTIs participating through Central Seat Allocation Board (CSAB):

Admission to B.E. / B.Tech / B.Arch / B.Planning. Courses in NITs, IIITs, and CFTIs participating through Central Seat Allocation Board will be based on All India Rank subject to the condition that the candidate should have secured at least 75% marks in the 12th class examination or be in the top 20 percentile in the 12th class / Qualifying examination conducted by the respective Boards. For SC/ST candidates the qualifying marks would be 65% in the 12th class / qualifying examination.

The eligibility criteria decided by the Council of Architecture for admission to B.Arch. course other than NITs, IIITs, CFTIs:

“No candidate shall be admitted to Architecture course unless she/he has passed an examination at the end of the qualifying examination with 50% marks in Physics, Chemistry, and Mathematics and also 50% marks in aggregate of the qualifying examination”.

For B. Planning, the candidates should have passed the qualifying examination with 50 % marks in Mathematics and 50% marks in aggregate of the qualifying examination.

Subject combinations required in the qualifying examination for admission to B.E./B.Tech, B. Arch, and B. Planning Courses in NITs, IIITs, and other CFTIs shall be as under.

Course	Required Criteria based on Class 12th / Equivalent qualifying Examination
B.E/B.Tech.	Passed qualifying examination with Physics and Mathematics as compulsory subjects along with one of the Chemistry/Biotechnology/Biology/ Technical Vocational subject.
B.Arch.	Passed qualifying examination with Mathematics, Physics, Chemistry
B.Planning	Passed qualifying examination with Mathematics

The Admission Policy, as announced by the Competent Authority of the admitting institutes shall be followed at the time of admission. The Candidates are advised to satisfy themselves about their Eligibility for Admission from the respective websites of admitting authorities.

**All the programs of study covered under Uttar Pradesh State Entrance Examination (UPSEE), which was conducted by Dr. A.P.J. Abdul Kalam Technical University (AKTU), Lucknow, will be conducted by National Testing Agency w.e.f. 2021 onwards.**

**For the Academic Year (2021), Dr. APJ Abdul Kalam Technical University, Lucknow will use the score sheet of JEE (Main) for admission to B. Tech, B. Arch, M. Tech (Integrated) Courses in its affiliated Colleges across the State of Uttar Pradesh.**

## 17.2 Eligibility for Admission to Other Institutions

The above-mentioned policy could also be adopted by other Technical Institutions participating in counseling through JoSAA/CSAB. In case a State opts to admit students in the engineering Colleges affiliated to State Universities, the State may prepare a separate rank list based on criteria decided by them.

For all admissionrelated procedures/queries, the candidates are advised to refer to the website of JoSAA, Central Seat Allocation Board (CSAB), or the concerned State Government/Institute after the declaration of result/ranks of JEE (Main)2021.

**The letter/e-mails/grievances/queries/RTI applications/Court cases pertaining to admission related matters/procedures will not be entertained by NTA. The same may be addressed to the concerned Counseling / Authorities/ Admitting Institutions.**

## 17.3 Seat Allocation Process and Admission Procedure

Candidates shall be offered admission based on their choices and All India Ranks of JEE (Main) 2021 through a Seat Allocation Process to be announced later CSAB/ JoSAA. The authentication/verification of relevant documents in support of identification, date of birth, qualifying examination, State of eligibility, category and disability (if any) of the qualifying candidates would be done at the time of Seat Allocation/ admission process. On failing to produce any of the authentic documents, the candidate may not be considered for admission.

Gen-EWS, SC, ST, OBC and PwD candidates will be required to produce original certificate as per prescribed formats issued by the competent authority at the time of Seat Allocation / admission process failing which they will not be considered for admission.

## 17.4 Eligibility Criteria for Appearing in JEE (Advanced) 2021 (Please refer to JEE (Advanced) website for the latest information)

The minimum academic qualification for appearing in JEE (Advanced) -2021 is that the candidate must have passed in final examination of Class 12 or equivalent qualifying examination with at least 75% aggregate marks (65% for SC, ST, and PwD) or being in the top 20 percentile of the successful candidates in their respective Board examinations. Those appearing in these examinations in 2021 can also appear in JEE (Advanced) - 2021 provisionally and these candidates would also have to fulfill the above requirements. The IITs have specific eligibility criteria for admission, which include an age bar, limited number of attempts, and year of passing class 12<sup>th</sup> or equivalent; candidates are advised to refer to the JEE (Advanced) 2021 website for details.

All the candidates aspiring to take admission to the undergraduate programs at IITs for the year 2021 will have to appear in the B. E. /B. Tech. of JEE (Main)-2021. Based on the performance in the B. E. /B. Tech. of JEE (Main)-2021, number of top candidates as per the requirement of JEE (Advanced) (including all categories) will be eligible to appear in JEE (Advanced)-2021.

A candidate can attempt JEE (Advanced) a maximum of two times in consecutive years irrespective of whether or not he/she passed the Qualifying Examination. The candidates, who have attempted JEE (Main) /JEE (Advanced) in 2020 or earlier, are NOT ELIGIBLE to appear in JEE (Advanced)-2021.

The candidate who had taken admission in any institute other than IITs in 2020 is eligible to appear in JEE (Advanced)-2021 provided that the candidate satisfies other eligibility criteria.

## 18. Test Practice Centres (TPCs)

The Ministry of Education has mandated the NTA to set up, establish and create a network of Test Practice Centres for candidates, especially in remote and rural areas to enable them to practice and be comfortable in taking a Computer Based Test (CBT). This facility is completely free of cost. Candidates can register online (on NTA website) where they are provided a convenient TPC near their location to practice on a given computer node. This facilitates the process of being able to take a Computer Based Test (CBT).

The entire experience of using a computer is close to the actual experience of taking a CBT. All efforts are made to provide practice tests and questions so that candidates can familiarize themselves with logging into the system, go through the detailed instructions regarding the test, use the mouse or numeric keyboard on screen (virtual) for attempting each question, scroll down to the next question, navigate between questions, review and edit their options and submit answers. **(refer to Appendix-VII for details).**

## **19. Common Services Centres/Facilitation Centres**

Candidates who are not well conversant and submitting face difficulties in the online application due to various constraints, can use the services of Common Services Centre, Ministry of Electronics and Information Technology, Government of India under the Digital India initiatives of Hon'ble Prime Minister. The Common Services Centre (CSC) scheme is a part of the ambitious National e-Governance Plan (NeGP) of Government of India and is managed at each village panchayat level by a Village level Entrepreneur (VLE).

There are more than 1.5 lakhs Common Services Centres (CSC) across the country which will provide the desired support to candidates from urban as well as rural areas in online submission of application form and payment of fee through e-wallet. The list of the Common Services Centre is available on website: [www.csc.gov.in](http://www.csc.gov.in). To know the nearest Common Services Centre, please open the link - <http://gis.csc.gov.in/locator/csc.aspx>

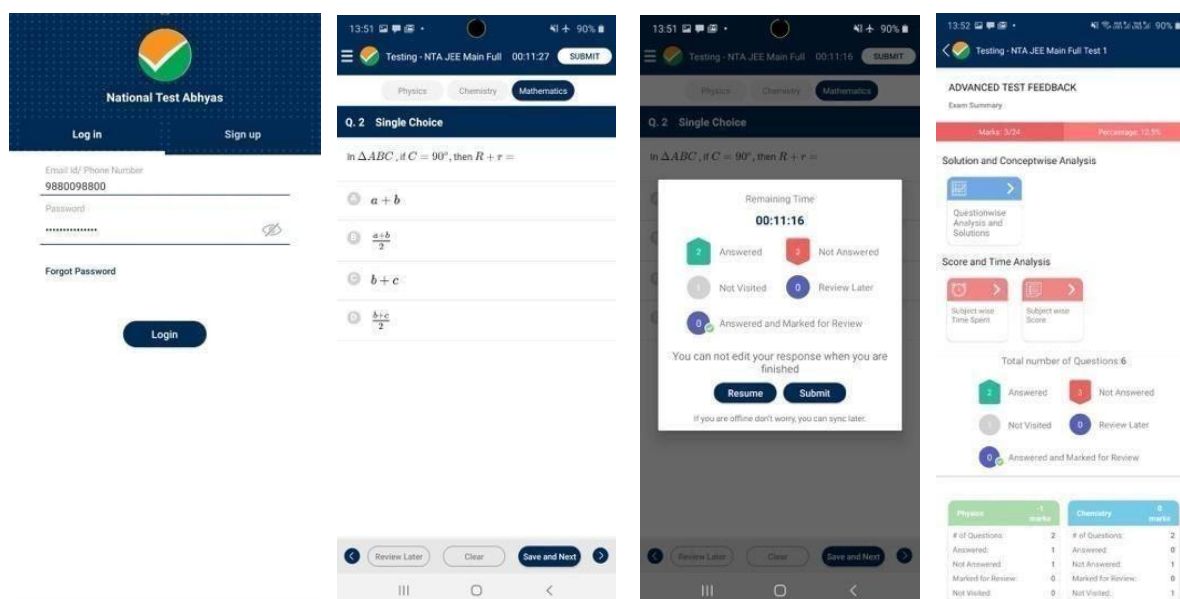
## **20. National Test Abhyas**

The National Testing Agency (NTA), India's premier autonomous testing organisation for conducting entrance examinations for admission in higher education institutions, launched a mobile app called the **"National Test Abhyas"** - to enable candidates to take mock tests for various competitive exams such as JEE Main, NEET, UGC-NET, and other exams under the NTA's purview. The app had been launched to facilitate candidates' access to high quality mock tests in the safety and comfort of their homes, since NTA's Test-Practice Centers (TPCs) were closed during the ongoing Covid-19 pandemic.

With this facility for the candidates, India has taken the lead in restoring a semblance of normalcy in one more crucial area – education – even as we tackle these unprecedented times that have led to significant changes in life around the world.

***Since May 2020, the app has seen more than 21 Lac downloads with 15 Lakh registered candidates. With more than 436 Mock Tests live on the app in both English and Hindi, the app has witnessed more than 78 Lac Test Sessions by candidates.***

Candidates across the country can use the App to access high quality tests, free of cost, in a bid to be fully prepared for the upcoming JEE (Main), NEET (UG) and other competitive exams. The tests can be easily downloaded and taken off-line, thus accommodating candidates with low bandwidth internet connections.



Not only does the app enable exposure to the highest quality online testing or computer based testing across all candidates in India irrespective of their level of access to devices and quality of network, but also gives pin-pointed analysis on each candidates' learning as well as behavioural strengths and weaknesses. This gives them the opportunity to further improve on these gaps and as a result, improve their score.

***On an average, candidate scores have improved by 20% after taking just 10 tests on the system, with concept mastery for overlapping concepts improving by 40% over the same time frame. The effectiveness of the app's AI-powered test feedback reports is undeniable as data suggests that candidates who go through their report have improved their performance by +30% compared to candidates who do not.***

The app works on Android-based and iOS smartphones and tablets and can be downloaded from Google Play Store or App Store. Once candidates download the app, they simply need to sign-up or register with some basic details, create a free account, and then start accessing mock tests free of cost for their selected examination(s).

In addition to that NTA has developed an extensive support system at <http://nta.ac.in/abhyas/help> with live help available every day between 12am and 9am. Candidates reported queries have been addressed with a 98% live resolution rate on queries reported, while they experience the mock tests from 10 AM to 5 PM every day.

Over the last year, ed-tech as a sector has witnessed a lot of innovation especially in leveraging advanced technologies like Artificial Intelligence and Machine Learning, going beyond simple, digital distribution of content.

The National Test Abhyas is available on website: <https://www.nta.ac.in/Abhyas> and Play Store: <https://play.google.com/store/apps/details?id=com.abhyas.nta.com>

## 21. Query Redressal System (QRS)

National Testing Agency (NTA) has established a Query Redressal System (QRS), an online web-enabled system developed by NTA. QRS is the platform based on web technology that primarily aims

to enable submission of queries/grievances by the Registered Candidate(s) of JEE (Main)-2021 Examination with (24x7) facility for speedy and favorable redressal of the queries/grievances. A Unique Registration Number will be generated for tracking the status of the queries/grievances.

The Registered Candidate(s) are advised to use the online facility for the speedy response.

## **22. Correspondence with NTA**

All the correspondence should preferably be addressed by e-mail. The email query shall be addressed only if it is not anonymous and contains the name, postal address and contact number of the sender. An email containing vague or general queries and other queries as contained in the Information Bulletin shall not be entertained. Queries shall not be entertained from person claiming to be representatives, associates or offciates of the applicant candidate. The following information shall not be revealed by phone or email:

- a. Internal documentation/status.
- b. Internal decision-making process of NTA. Any claim/counter claim thereof.
- c. Dates & venue of internal meetings or name of the staff/officers dealing with it.
- d. Any information which cannot be revealed in the opinion of NTA.

## **23. Weeding Out Rules**

The record of Joint Entrance Examination JEE(Main)-2021 would be preserved upto 90 days from the date of declaration of result.

## **24. Legal Jurisdiction**

All disputes pertaining to the conduct of January JEE (Main)–2021 Examination including Results shall fall within the jurisdiction of Delhi only. The Senior Director (Admin) of the NTA shall be the official by whose designation the NTA may sue or be sued.



## Certificate regarding physical limitation to write in an examination

Affix Passport  
size Photograph  
of the candidate  
(same as  
uploaded on the  
Online  
Application Form)  
duly attested by  
the issuing  
authority

Certificate No. \_\_\_\_\_ Dated \_\_\_\_\_

This is to certify that Mr./Ms. \_\_\_\_\_

Aged \_\_\_\_\_ Years, Son/Daughter of Mr./Mrs. \_\_\_\_\_

R/o \_\_\_\_\_

,with JEE (Main) 2021 Application No. \_\_\_\_\_ and JEE (Main) 2021 Roll No. \_\_\_\_\_, has the following Disability (name of the Specified Disability) \_\_\_\_\_ in (percentage) of \_\_\_\_\_ (in words) \_\_\_\_\_ (in Figures).

- Please tick on the "Specified Disability"

(Assessment may be done on the basis of Gazette of India. Extraordinary, Part-II, Section 3 Sub-section (ii), Ministry of Social Justice and Empowerment)

S/No.	Disability Type	Type of Disability	Specified Disability
1.	Physical Disability	Locomotor Disability*	a. Leprosy cured person, b. cerebral palsy, c. dwarfism, d. muscular dystrophy, e. acid attack victims.
		Visual Impairment*	a. blindness, b. low vision
		Hearing Impairment*	a. deaf, b. hard of hearing
		Speech & Language Disability	Permanent disability arising out of conditions such as laryngectomy or aphasia affecting one or more components of speech and language due to organic or neurological causes.
2.	Intellectual Disability		a. specific learning disability (perceptual disabilities, dyslexia, dyscalculia, dyspraxia & development aphasia) b. autism spectrum disorder
3.	Mental Behaviour		a. mental illness
4.	Disability caused due to	i. Chronic Neurological Conditions	a. multiple sclerosis b. parkinsonism
		ii. Blood disorder	a. haemophilia, b. thalassemia, c. sickle cell disease
5.	Multiple Disabilities		More than one of the above specified disabilities including deaf blindness

This is to further certify that he/she has physical limitation which hampers his/her writing capabilities to write the examination owing to his/her disability.

Signature

Name: \_\_\_\_\_

Chief Medical Officer/ Civil Surgeon/ Medical Superintendent  
Government Health Care Institution with Seal



## Letter of Undertaking for Using Own Scribe

I \_\_\_\_\_, a candidate with \_\_\_\_\_ (name of the disability) appearing for the \_\_\_\_\_ (name of the examination) bearing Application No. \_\_\_\_\_ at \_\_\_\_\_ (name of the centre) in the District \_\_\_\_\_, \_\_\_\_\_ (name of the State).

I do hereby state that \_\_\_\_\_ (name of the scribe) will provide the service of scribe/reader/lab assistant for the undersigned for taking the aforesaid examination.

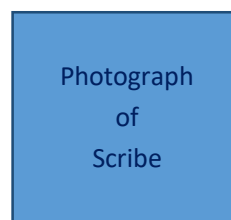
I do hereby undertake that his qualification is \_\_\_\_\_.

I further certify that the scribe whose photograph and particulars are mentioned below, is not COVID-19 + and a certificate to this effect from Competent Authority is enclosed to this letter.

(Signature of the candidate with disability)

Place:

Date:



(Self-Attested Photograph)

Name of Scribe	ID of the Scribe	ID Number

## List of Examination Cities for JEE(Main)2021

JEE(Main)2021 will be conducted in the following Cities, provided there are sufficient numbers of candidates in the City:

STATE	S. No.	CITY	CITY_CD
ANDAMAN AND NICOBAR	1	PORT BLAIR	AN01
ANDHRA PRADESH	2	ANANTAPUR	AP01
ANDHRA PRADESH	3	BHIMAVARAM	AP03
ANDHRA PRADESH	4	CHIRALA	AP04
ANDHRA PRADESH	5	CHITTOOR	AP05
ANDHRA PRADESH	6	ELURU	AP06
ANDHRA PRADESH	7	GUNTUR	AP07
ANDHRA PRADESH	8	KADAPA	AP08
ANDHRA PRADESH	9	KAKINADA	AP09
ANDHRA PRADESH	10	KURNOOL	AP10
ANDHRA PRADESH	11	NELLORE	AP11
ANDHRA PRADESH	12	ONGOLE	AP12
ANDHRA PRADESH	13	RAJAHMUNDRY	AP13
ANDHRA PRADESH	14	SRIKAKULAM	AP14
ANDHRA PRADESH	15	TIRUPATHI	AP16
ANDHRA PRADESH	16	VIJAYAWADA	AP17
ANDHRA PRADESH	17	VISAKHAPATNAM	AP18
ANDHRA PRADESH	18	VIZIANAGARAM	AP19
ANDHRA PRADESH	19	NARASARAOPET	AP20
ANDHRA PRADESH	20	PRODDATUR	AP21
ANDHRA PRADESH	21	SURAMPALEM	AP23
ARUNACHAL PRADESH	22	ITANAGAR/NAHARLAGUN	AL01
ASSAM	23	DIBRUGARH	AM01
ASSAM	24	GUWAHATI	AM02
ASSAM	25	JORHAT	AM03
ASSAM	26	SILCHAR(ASSAM)	AM04
ASSAM	27	TEZPUR	AM05
BIHAR	28	AURANGABAD(BIHAR)	BR01
BIHAR	29	BHAGALPUR	BR02
BIHAR	30	DARBHANGA	BR04
BIHAR	31	GAYA	BR05
BIHAR	32	MUZAFFARPUR	BR06
BIHAR	33	PATNA	BR07
BIHAR	34	PURNEA	BR08
BIHAR	35	ARRAH	BR09
BIHAR	36	GOPALGANJ	BR10
BIHAR	37	NALANDA	BR11
BIHAR	38	SAMASTIPUR	BR12
BIHAR	39	BEGUSARAI	BR13
BIHAR	40	EAST CHAMPARAN	BR14

BIHAR	41	MADHUBANI	BR15
BIHAR	42	NAWADA	BR16
BIHAR	43	ROHTAS	BR17
BIHAR	44	SITAMARHI	BR18
BIHAR	45	SIWAN	BR19
BIHAR	46	WEST CHAMPARAN	BR20
CHANDIGARH	47	CHANDIGARH/MOHALI	CH01
CHHATTISGARH	48	BHILAI NAGAR/DURG	CG01
CHHATTISGARH	49	BILASPUR(CHHATTISGARH)	CG02
CHHATTISGARH	50	RAIPUR	CG03
DADRA & NAGAR HAVELI	51	DADRA & NAGAR HAVELI	DN01
DAMAN & DIU	52	DAMAN	DD01
DAMAN & DIU	53	DIU	DD02
DELHI	54	DELHI/NEW DELHI	DL01
GOA	55	PANAJI/MADGAON	GO01
GUJARAT	56	AHMEDABAD/GANDHINAGAR	GJ01
GUJARAT	57	ANAND	GJ02
GUJARAT	58	BHAVNAGAR	GJ03
GUJARAT	59	JAMNAGAR	GJ06
GUJARAT	60	JUNAGADH	GJ07
GUJARAT	61	MEHSANA	GJ08
GUJARAT	62	RAJKOT	GJ10
GUJARAT	63	SURAT	GJ11
GUJARAT	64	VADODARA	GJ12
GUJARAT	65	VALSAD/VAPI	GJ13
GUJARAT	66	HIMATNAGAR	GJ14
GUJARAT	67	NAVSARI	GJ15
GUJARAT	68	BHARUCH	GJ16
GUJARAT	69	BHUJ	GJ17
HARYANA	70	AMBALA	HR01
HARYANA	71	FARIDABAD	HR03
HARYANA	72	GURUGRAM	HR04
HARYANA	73	HISSAR	HR05
HARYANA	74	KARNAL	HR06
HARYANA	75	KURUKSHETRA	HR07
HARYANA	76	PANIPAT	HR08
HARYANA	77	SONIPAT	HR09
HARYANA	78	YAMUNA NAGAR	HR10
HARYANA	79	REWARI	HR11
HARYANA	80	ROHTAK	HR12
HARYANA	81	BHIWANI	HR13
HARYANA	82	MAHENDRAGARH	HR14
HIMACHAL PRADESH	83	BILASPUR(HIMACHAL PRADESH)	HP01
HIMACHAL PRADESH	84	HAMIRPUR(HIMACHAL PRADESH)	HP03
HIMACHAL PRADESH	85	KANGRA/PALAMPUR	HP04
HIMACHAL PRADESH	86	SHIMLA	HP06

HIMACHAL PRADESH	87	SOLAN	HP07
HIMACHAL PRADESH	88	MANDI	HP08
HIMACHAL PRADESH	89	UNA	HP09
HIMACHAL PRADESH	90	KULLU	HP10
HIMACHAL PRADESH	91	SIRMAUR	HP11
JAMMU AND KASHMIR	92	BARAMULLA	JK01
JAMMU AND KASHMIR	93	JAMMU	JK02
JAMMU AND KASHMIR	94	SAMBA	JK03
JAMMU AND KASHMIR	95	SRINAGAR(J & K)	JK04
JAMMU AND KASHMIR	96	ANANTNAG	JK05
JAMMU AND KASHMIR	97	PULWAMA	JK06
JHARKHAND	98	BOKARO STEEL CITY	JH01
JHARKHAND	99	DHANBAD	JH02
JHARKHAND	100	JAMSHEDPUR	JH03
JHARKHAND	101	RANCHI	JH04
JHARKHAND	102	HAZARIBAGH	JH05
JHARKHAND	103	RAMGARH	JH06
JHARKHAND	104	GIRIDIH	JH07
KARNATAKA	105	BELAGAVI(BELGAUM)	KK02
KARNATAKA	106	BELLARY	KK03
KARNATAKA	107	BENGALURU	KK04
KARNATAKA	108	BIDAR	KK05
KARNATAKA	109	DAVANAGERE	KK06
KARNATAKA	110	GULBARGA	KK08
KARNATAKA	111	HASSAN	KK09
KARNATAKA	112	DHARWAD/HUBBALLI(HUBLI)	KK10
KARNATAKA	113	MANGALURU(MANGALORE)	KK12
KARNATAKA	114	MYSURU(MYSORE)	KK14
KARNATAKA	115	SHIVAMOGA(SHIMOGA)	KK15
KARNATAKA	116	TUMAKURU	KK16
KARNATAKA	117	UDUPI/MANIPAL	KK17
KARNATAKA	118	MANDYA	KK18
KERALA	119	ALAPPUZHA/CHENGANNUR	KL01
KERALA	120	ERNAKULAM/ANGAMALY/MOOVATTUPUZHA	KL04
KERALA	121	IDUKKI	KL05
KERALA	122	KANNUR	KL07
KERALA	123	KASARAGOD	KL08
KERALA	124	KOLLAM	KL09
KERALA	125	KOTTAYAM	KL11
KERALA	126	KOZHIKODE	KL12
KERALA	127	MALAPPURAM	KL13
KERALA	128	PALAKKAD	KL15
KERALA	129	PATHANAMTHITTA	KL16
KERALA	130	THIRUVANANTHAPURAM	KL17
KERALA	131	THRISSUR	KL18
KERALA	132	WAYANAD	KL19

LAKSHADWEEP	133	KAVARATTI	LD01
LEH AND LADHAK	134	LEH	LL01
MADHYA PRADESH	135	BALAGHAT	MP01
MADHYA PRADESH	136	BETUL	MP02
MADHYA PRADESH	137	BHOPAL	MP03
MADHYA PRADESH	138	CHHINDWARA	MP05
MADHYA PRADESH	139	GWALIOR	MP06
MADHYA PRADESH	140	INDORE	MP07
MADHYA PRADESH	141	JABALPUR	MP08
MADHYA PRADESH	142	REWA	MP11
MADHYA PRADESH	143	SAGAR	MP12
MADHYA PRADESH	144	SATNA	MP13
MADHYA PRADESH	145	UJJAIN	MP15
MADHYA PRADESH	146	DHAR	MP16
MADHYA PRADESH	147	HOSHANGABAD	MP17
MADHYA PRADESH	148	KHARGONE (WEST NIMAR)	MP18
MADHYA PRADESH	149	DEWAS	MP19
MADHYA PRADESH	150	VIDISHA	MP20
MAHARASHTRA	151	AHMEDNAGAR	MR01
MAHARASHTRA	152	AKOLA	MR02
MAHARASHTRA	153	AMRAVATI	MR03
MAHARASHTRA	154	AURANGABAD(MAHARASHTRA)	MR04
MAHARASHTRA	155	CHANDRAPUR	MR09
MAHARASHTRA	156	DHULE	MR10
MAHARASHTRA	157	JALGAON	MR13
MAHARASHTRA	158	KOLHAPUR	MR14
MAHARASHTRA	159	LATUR	MR15
MAHARASHTRA	160	MUMBAI/NAVI MUMBAI	MR16
MAHARASHTRA	161	NAGPUR	MR17
MAHARASHTRA	162	NANDED	MR18
MAHARASHTRA	163	NASHIK	MR19
MAHARASHTRA	164	PUNE	MR22
MAHARASHTRA	165	RAIGAD	MR23
MAHARASHTRA	166	RATNAGIRI	MR24
MAHARASHTRA	167	SANGLI	MR25
MAHARASHTRA	168	SATARA	MR26
MAHARASHTRA	169	SOLAPUR	MR27
MAHARASHTRA	170	THANE	MR28
MAHARASHTRA	171	WARDHA	MR29
MAHARASHTRA	172	BEED	MR30
MAHARASHTRA	173	BHANDARA	MR31
MAHARASHTRA	174	BULDHANA	MR32
MAHARASHTRA	175	PALGHAR	MR33
MAHARASHTRA	176	YAVATMAL	MR34
MAHARASHTRA	177	GONDIA	MR35
MANIPUR	178	IMPHAL	MN01

MEGHALAYA	179	SHILLONG	MG01
MEGHALAYA	180	EAST KHASI HILLS	MG02
MIZORAM	181	AIZAWL	MZ01
NAGALAND	182	DIMAPUR	NL01
NAGALAND	183	KOHIMA	NL02
ODISHA	184	BALASORE	OR02
ODISHA	185	BERHAMPUR-GANJAM	OR03
ODISHA	186	BHUBANESWAR	OR04
ODISHA	187	CUTTACK	OR05
ODISHA	188	DHENKANAL	OR06
ODISHA	189	ROURKELA	OR08
ODISHA	190	SAMBALPUR	OR09
ODISHA	191	ANGUL	OR10
ODISHA	192	BHADRAK	OR11
ODISHA	193	MAYURBHANJ/BARIPADA	OR12
ODISHA	194	JAIPUR	OR13
ODISHA	195	KENDRAPARA	OR14
ODISHA	196	KENDUJHAR (KEONJHAR)	OR15
ODISHA	197	PURI	OR16
ODISHA	198	JAGATSINGHPUR	OR17
OUT-SIDE INDIA	199	BAHRAIN	ZZ01
OUT-SIDE INDIA	200	COLOMBO	ZZ02
OUT-SIDE INDIA	201	DOHA	ZZ03
OUT-SIDE INDIA	202	DUBAI	ZZ04
OUT-SIDE INDIA	203	KATHMANDU	ZZ05
OUT-SIDE INDIA	204	MUSCAT	ZZ06
OUT-SIDE INDIA	205	RIYADH	ZZ07
OUT-SIDE INDIA	206	SHARJAH	ZZ08
OUT-SIDE INDIA	207	SINGAPORE	ZZ09
OUT-SIDE INDIA	208	KUWAIT	ZZ10
PUDUCHERRY	209	PUDUCHERRY	PO01
PUNJAB	210	AMRITSAR	PB01
PUNJAB	211	BHATINDA	PB02
PUNJAB	212	JALANDHAR	PB04
PUNJAB	213	LUDHIANA	PB05
PUNJAB	214	PATHANKOT	PB07
PUNJAB	215	PATIALA/FATEHGARH SAHIB	PB08
PUNJAB	216	SANGRUR	PB11
PUNJAB	217	SAHIBZADA AJIT SINGH NAGAR	PB12
PUNJAB	218	HOSHIARPUR	PB13
RAJASTHAN	219	AJMER	RJ01
RAJASTHAN	220	ALWAR	RJ02
RAJASTHAN	221	BIKANER	RJ05
RAJASTHAN	222	JAIPUR	RJ06
RAJASTHAN	223	JODHPUR	RJ07
RAJASTHAN	224	KOTA	RJ08

RAJASTHAN	225	SIKAR	RJ09
RAJASTHAN	226	SRIGANGANAGAR	RJ10
RAJASTHAN	227	UDAIPUR	RJ11
RAJASTHAN	228	BHILWARA	RJ12
RAJASTHAN	229	JHUNJHUNU	RJ13
RAJASTHAN	230	NAGPUR	RJ14
RAJASTHAN	231	SAWAI MADHOPUR	RJ15
RAJASTHAN	232	BHARATPUR	RJ16
RAJASTHAN	233	DAUSA	RJ17
RAJASTHAN	234	KARALI	RJ18
SIKKIM	235	GANGTOK	SM01
TAMIL NADU	236	CHENNAI	TN01
TAMIL NADU	237	COIMBATORE	TN02
TAMIL NADU	238	CUDDALORE	TN03
TAMIL NADU	239	KANCHIPURAM	TN05
TAMIL NADU	240	KANYAKUMARI/NAGERCOIL	TN06
TAMIL NADU	241	MADURAI	TN08
TAMIL NADU	242	NAMAKKAL	TN10
TAMIL NADU	243	SALEM	TN11
TAMIL NADU	244	THANJAVUR	TN12
TAMIL NADU	245	THOOTHUKUDI	TN13
TAMIL NADU	246	TIRUCHIRAPPALLI	TN14
TAMIL NADU	247	TIRUNELVELI	TN15
TAMIL NADU	248	TIRUVALLUR	TN16
TAMIL NADU	249	VELLORE	TN18
TAMIL NADU	250	VIRUDHUNAGAR	TN20
TAMIL NADU	251	KRISHNAGIRI	TN21
TAMIL NADU	252	TIRUPUR	TN22
TAMIL NADU	253	VILUPPURAM	TN23
TELANGANA	254	HYDERABAD/SECUNDERABAD/RANGA REDDY	TL01
TELANGANA	255	KARIMNAGAR	TL02
TELANGANA	256	KHAMMAM	TL03
TELANGANA	257	MAHBUBNAGAR	TL04
TELANGANA	258	NALGONDA	TL05
TELANGANA	259	WARANGAL	TL07
TELANGANA	260	NIZAMABAD	TL08
TELANGANA	261	SURYAPET	TL09
TELANGANA	262	MAHABUBABAD	TL10
TELANGANA	263	SIDDIPET	TL11
TRIPURA	264	AGARTALA	TA01
UTTAR PRADESH	265	AGRA	UP01
UTTAR PRADESH	266	ALIGARH	UP02
UTTAR PRADESH	267	ALLAHABAD/PRAYAGRAJ	UP03
UTTAR PRADESH	268	BAREILLY	UP04
UTTAR PRADESH	269	FAIZABAD	UP06
UTTAR PRADESH	270	GHAZIABAD	UP07

UTTAR PRADESH	271	GORAKHPUR	UP08
UTTAR PRADESH	272	NOIDA/GREATER NOIDA	UP09
UTTAR PRADESH	273	JHANSI	UP10
UTTAR PRADESH	274	KANPUR	UP11
UTTAR PRADESH	275	LUCKNOW	UP12
UTTAR PRADESH	276	MATHURA	UP13
UTTAR PRADESH	277	MEERUT	UP14
UTTAR PRADESH	278	MORADABAD	UP15
UTTAR PRADESH	279	MUZAFFARNAGAR	UP16
UTTAR PRADESH	280	SITAPUR	UP17
UTTAR PRADESH	281	VARANASI	UP18
UTTAR PRADESH	282	AZAMGARH	UP19
UTTAR PRADESH	283	BALLIA	UP20
UTTAR PRADESH	284	BIJNOR	UP21
UTTAR PRADESH	285	FIROZABAD	UP22
UTTAR PRADESH	286	GHAZIPUR	UP23
UTTAR PRADESH	287	JAUNPUR	UP24
UTTAR PRADESH	288	AMBEDKAR NAGAR	UP25
UTTAR PRADESH	289	BANDA	UP26
UTTAR PRADESH	290	BARABANKI	UP27
UTTAR PRADESH	291	BASTI	UP28
UTTAR PRADESH	292	BULANDSHAHR	UP29
UTTAR PRADESH	293	DEORIA	UP30
UTTAR PRADESH	294	ETAWAH	UP31
UTTAR PRADESH	295	JALAUN (ORAI)	UP32
UTTAR PRADESH	296	KUSHINAGAR	UP33
UTTAR PRADESH	297	LAKHIMPUR KHERI	UP34
UTTAR PRADESH	298	MAU	UP35
UTTAR PRADESH	299	MIRZAPUR	UP36
UTTAR PRADESH	300	RAEBAREILI	UP37
UTTAR PRADESH	301	SAHARANPUR	UP38
UTTAR PRADESH	302	SHAHJANPUR	UP39
UTTAR PRADESH	303	SULTANPUR	UP40
UTTAR PRADESH	304	CHANDAULI	UP41
UTTAR PRADESH	305	SONBHADRA	UP42
UTTAR PRADESH	306	PRATAPGARH	UP43
UTTARAKHAND	307	DEHRADUN	UK01
UTTARAKHAND	308	HALDWANI	UK02
UTTARAKHAND	309	HARIDWAR	UK03
UTTARAKHAND	310	NAINITAL	UK04
UTTARAKHAND	311	PANTNAGAR	UK05
UTTARAKHAND	312	ROORKEE	UK06
UTTARAKHAND	313	UDHAM SINGH NAGAR	UK07
UTTARAKHAND	314	PAURI GARHWAL	UK08
UTTARAKHAND	315	ALMORA	UK09
WEST BENGAL	316	ASANSOL	WB01



WEST BENGAL	317	BURDWAN(BARDHAMAN)	WB02
WEST BENGAL	318	DURGAPUR	WB04
WEST BENGAL	319	HOOGHLY	WB06
WEST BENGAL	320	HOWRAH	WB07
WEST BENGAL	321	KALYANI	WB08
WEST BENGAL	322	KOLKATA	WB10
WEST BENGAL	323	SILIGURI	WB11
WEST BENGAL	324	NORTH 24 PARGANAS	WB12
WEST BENGAL	325	PASCHIM MEDINIPUR	WB13
WEST BENGAL	326	PURBA MEDINIPUR	WB14
WEST BENGAL	327	SOUTH 24 PARGANAS	WB15
WEST BENGAL	328	BANKURA	WB16
WEST BENGAL	329	NADIA	WB17

### Procedure for Online Payment of Fee and Helpline for Payment Related Queries

After completing Step-3 of **Online Application Form**, candidate may see **(Step -4)** for remitting the examination fee in the following manner:

- Check the validity of the Debit/ Credit Card and keep it ready with you while logging on to website for submitting application form. Candidate should enter the information asked for and make payment through Debit/ Credit Card.
- Through Net Banking, check the balance in your account and keep all credentials ready with you while logging on to website for making payment. Candidate should login with his/her credentials of net banking and make payment accordingly.
- For payment through an UPI Service, check whether there is requisite balance in the Bank Account / Wallet to which the concerned UPI is linked.
- For payment through Paytm, check whether there is requisite balance in the Account / Wallet to which it is linked.

**Prescribed Examination Fee (please see the Information at a Glance) can be paid through any Bank/Payment Gateway in any Payment Mode [service/processing charges per transaction & GST applicable thereon @ 18 % are to be borne by the candidate (except for payment made through Visa/MasterDebit Card):**

S.N o.	Mode of Payment	ICICI BANK			HDFC BANK			CANARA BANK		STATE BANK OF INDIA		PAYTM	
1	Net Banking	ICICI	NIL Charge		HDFC	NIL Charge		Canara Bank	NIL Charge	SBI	Rs 5.00+G ST	Rs 4 +GST	
		Other Banks	4.00 + GST		Other Banks	4.00 + GST		Other Banks	5.00 + GST	Other Banks			
2	All Debit Card	ICICI or Other Banks	Transacti on upto Rs 2000/-	0 %	HDFC or Other Banks	Transacti on upto Rs 2000/-	0 %	Canara Bank or Other Banks	Nil Charge	Nil		Transacti on upto Rs 2000/-	0 %
			Transacti on above Rs 2000/-	0.5 % + GST		Transacti on above Rs 2000/-	0 %					Transacti on above Rs 2000/-	0.8 % + GST
3	Credit Card	Dome stic	0.40%of Transaction value		Domestic	0.40% of Fee + GST		Domest ic	0.40% of Fee + GST	Domestic	0.80% of Fee+ GST (Minim um Rs 11/-)	Domestic (Minimu m Rs. 12)	0.4%+G ST
		Intern ational	2.35%of Transaction value		Internatio nal	Nil Charge		Interna tional	2.35% of Fee+ GST	Internation al	3.50% of Fee+ GST (Minim um Rs 11/-)	Internatio nal	3.5%+G ST
4	Unified Payment Interface (UPI)	ICICI or other banks	Transacti on upto Rs 2000/-	0 %	Nil Charge							Transacti on upto Rs 2000/-	0 %
			Transacti on above Rs 2000/-	5.0 % + GST								Transacti on above Rs 2000/-	0.65 % + GST
												PAYTM Wallet Charge	0.8%+G ST

**Note:** In case, the fee payment status is not 'OK', or Confirmation Page of the Online Application is not generated after fee payment (completion of Step-4) of the candidate is advised to contact the helpline number/email of the concerned Bank/Payment Gateway Integrator, as mentioned below:-

**(a) If Paying through State Bank of India (SBI):**

Level	Name	Email ID	Contact Number
1	Helpdesk	<a href="mailto:dgmcs.cc@sbi.co.in">dgmcs.cc@sbi.co.in</a>	18004253800
2	Helpdesk	<a href="mailto:sbi.05222@sbi.co.in">sbi.05222@sbi.co.in</a>	08026599990
3	Customer Care	<a href="mailto:agmcustomer.lhodel@sbi.co.in">agmcustomer.lhodel@sbi.co.in</a>	1800112211
4	Through SMS	<a href="#">UNHAPPY (add text)</a>	8008202020

**(b) If Paying through Canara Bank:**

Level	Name	Email ID	Contact Number
1	Helpdesk	<a href="mailto:pgsupport@billdesk.com">pgsupport@billdesk.com</a>	01202400850/1 9971262371
2	Complaint Management Services	<a href="mailto:genadmnrnoida@canarabank.com">genadmnrnoida@canarabank.com</a>	01202400850/1
3	Customer Care	<a href="mailto:genadmnrnoida@canarabank.com">genadmnrnoida@canarabank.com</a>	9971262371
4	Through SMS	<a href="mailto:genadmnrnoida@canarabank.com">genadmnrnoida@canarabank.com</a>	01202400850/1

**(c) If Paying through HDFC Bank:**

Level	Name	Email ID	Contact Number
1	Shri Vikram Singh	<a href="mailto:vikram.singh4@hdfcbank.com">vikram.singh4@hdfcbank.com</a>	9799810080
2.	Amit Singh	<a href="mailto:amit.singh26@hdfcbank.com">amit.singh26@hdfcbank.com</a>	+91 7428869770
3	Shri Ripon Bhattacharjee	<a href="mailto:ripon.bhattacharjee@hdfcbank.com">ripon.bhattacharjee@hdfcbank.com</a>	9625031697

**(d) If Paying through ICICI Bank:**

Level	Name	Email ID	Contact Number
1	Aiysha Khatun	<a href="mailto:support.nta@ingenico.com">support.nta@ingenico.com</a>	01204728426
2	Vishal Kumar	<a href="mailto:vishal.kumar5@icicibank.com">vishal.kumar5@icicibank.com</a>	7428928047
3	Mohit Bhatia	<a href="mailto:mohit.bhatia@icicibank.com">mohit.bhatia@icicibank.com</a>	9810086455

**(e) If Paying through PAYTM:**

Level	Name	Email ID	Contact Number
1	Shailesh	<a href="mailto:education.support@paytm.com">education.support@paytm.com</a>	7827407411
2	Ambreen Fatma	<a href="mailto:education.support@paytm.com">education.support@paytm.com</a>	0120-4789521

### Computer Based Test (CBT)

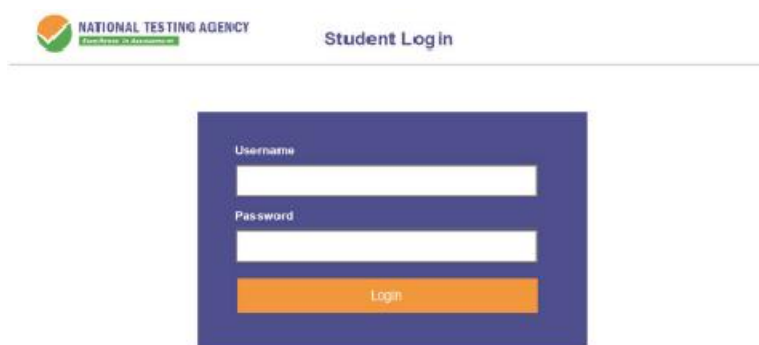
The major examinations being conducted by NTA will be Computer Based Test (CBT). A CBT requires candidates to sit in front of a computer terminal (node) allocated to them against their Roll number and Admit card. After logging the candidate will get detailed instructions for the examinations. At the designated time of start of examination, the candidates will be able to proceed and see the questions on the computer screen using the computer mouse. Candidates will have the option to change / modify/ edit / answers already entered any time during the examination.

#### Procedure for appearing in Computer Based Test (CBT):

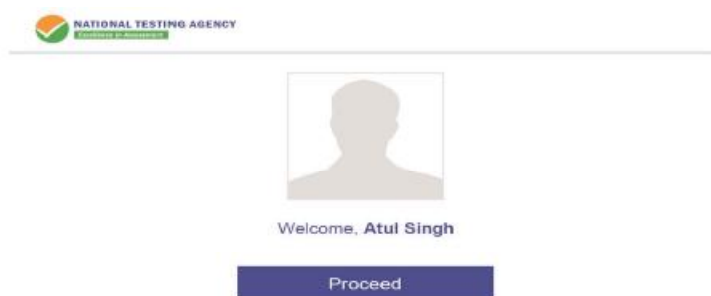
(Sample/mock test will be available on NTA website: [www.nta.ac.in](http://www.nta.ac.in) for hands on practice)

- A computer terminal (node) indicating roll number will be allocated to each candidate. Candidates should find and sit on their allocated computers only. Any candidate found to have changed room/hall or the computer on their own other than the one allotted would lead to cancellation of candidature and no plea in this regard would be entertained.
- For login, the candidate will have to enter **login-ID and password**. The computer terminal allotted to the candidate will display WELCOME login screen, Candidate's photograph and NET subject opted by the candidate.

#### Candidate Login Page



#### Candidate Welcome Screen










- After login, the candidate shall be able to see the detailed instructions for the examination. Candidates are advised to go through the instructions carefully regarding the type of questions and marking scheme. At the designated time of start of the examination, the candidates will be able to proceed and see the questions on the computer screen.

#### General Instruction Page

Please read the instructions carefully

### General Instructions:

1. Total duration of examination is 60 minutes.
2. The clock will be set at the server. The countdown timer in the top right corner of screen will display the remaining time available for you to complete the examination. When the timer reaches zero, the examination will end by itself. You will not be required to end or submit your examination.
3. The Questions Palette displayed on the right side of screen will show the status of each question using one of the following symbols:
  -  You have not visited the question yet.
  -  You have not answered the question.
  -  You have answered the question.
  -  You have NOT answered the question but have marked the question for review.
  -  The question(s) "Answered and Marked for Review" will be considered for evaluation.
4. You can click on the ">" arrow which appears to the left of question palette to collapse the question palette thereby maximizing the question window. To view the question palette again, you can click on "<" which appears on the right side of question window.
5. You can click on your "Profile" image on top right corner of your screen to change the language during the exam for entire question paper. On clicking of Profile image you will get a drop-down to change the question content to the desired language.
6. You can click on  to navigate to the bottom and  to navigate to top of the question are, without scrolling.

### Navigating to a Question:

7. To answer a question, do the following:
  - a. Click on the question number in the Question Palette at the right of your screen to go to that numbered question directly. Note that using this option does NOT save your answer to the current question.
  - b. Click on **Save & Next** to save your answer for the current question and then go to the next question.
  - c. Click on **Mark for Review & Next** to save your answer for the current question, mark it for review, and then go to the next question.

### Answering a Question:

8. Procedure for answering a multiple-choice type question:
  - a. To select your answer, click on the button of one of the options.
  - b. To deselect your chosen answer, click on the button of the chosen option again or click on the **Clear Response** button
  - c. To change your chosen answer, click on the button of another option
  - d. To save your answer, you MUST click on the Save & Next button.
  - e. To mark the question for review, click on the Mark for Review & Next button.
9. To change your answer to a question that has already been answered, first select that question for answering and then follow the procedure for answering that type of question.

### Navigating through sections:

10. Sections in this question paper are displayed on the top bar of the screen. Questions in a section can be viewed by click on the section name. The section you are currently viewing is highlighted.
11. After click the Save & Next button on the last question for a section, you will automatically be taken to the first question of the next section.
12. You can shuffle between sections and questions anything during the examination as per your convenience only during the time stipulated.
13. Candidate can view the corresponding section summery as part of the legend that appears in every section above the question palette.

The keyboard attached to the computer, if any, will be disabled during the entire duration of the examination. Depending on the type of question, the answers to questions can either be entered by clicking on the virtual on-screen keyboard (numeric or otherwise) using the computer mouse or by clicking the chosen option(s) using the computer mouse. Candidates will have the option to change/modify answers already entered anytime during the entire duration of the examination.

In case the computer/mouse allotted to any candidate malfunctions anytime during the test, he/she will be immediately allotted another computer system and the time lost due to this will be adjusted in the server so as to give the candidate the full allotted time.

The on-screen computer clock counter of every candidate will be set at the server. The countdown timer in the top right side of computer screen will display the time remaining (in minutes) available for the candidate to complete the examination. When the timer reaches zero, the examination will end by itself. Candidate will not be required to end or submit the examination.

The screenshot displays the UGC-NET examination interface. At the top, a header bar shows the candidate's name as [Your Name], Exam Name as UGC-NET, Subject Name as English-Paper 2-Dec-2019, and a remaining time of 01:59:39. A dropdown menu on the right is set to 'English'. Below the header, 'Question 1:' is displayed. The question text is: 'Which of the following combinations best describes the typical methodology of literary research?'. Four options are listed: (1) Direct, empirical and quantitative; (2) Phenomenological, speculative and abstract; (3) Textual, critical and historical; (4) Synoptic, conceptual and speculative. Below the options are four radio buttons labeled 1), 2), 3), and 4). At the bottom of the question area are four buttons: 'SAVE & NEXT', 'CLEAR', 'SAVE & MARK FOR REVIEW', and 'MARK FOR REVIEW & NEXT'. Below these are two buttons: '<< BACK' and 'NEXT >>'. To the right of the question area is a 'Question Palette' showing a grid of question numbers (01 to 55) and their status. The status is indicated by a colored circle: 99 (Not Visited), 1 (Not Answered), 0 (Answered), 0 (Marked for Review), and 0 (Answered & Marked for Review). Below the palette is a numeric keypad with numbers 01 to 55.


(d) The Question Palette displayed on the right side of screen will show the status of each question using one of the following symbols:

The diagram shows the 'Question Palette' with a grid of question numbers (74, 1, 0, 0, 0) and their corresponding status symbols. The status is indicated by a colored circle: 74 (Not Visited), 1 (Not Answered), 0 (Answered), 0 (Marked for Review), and 0 (Answered & Marked for Review). The text 'Answered & Marked for Review (will be considered for evaluation)' is shown below the last row.

The question(s) "Answered and Marked for Review" status for a question indicates that candidate would like to have a relook at that question again. A candidate has the option of answering a question and simultaneously "Marked for Review", these answers will be considered for evaluation. However, if a candidate has simply put "Marked for Review" for a question without answering it, the corresponding question marked for review without an answer will not be considered for evaluation. It may be noted that a candidate can return to any "Marked for Review" question any time

during the examination by clicking on the corresponding question number icon displayed on the Question Palette of the corresponding section.

- (e) Candidate can click on the “>” arrow which appears to the left of question palette to collapse the question palette thereby maximizing the question viewing window. To view the question palette again, candidate can click on “<” which appears on the right side of question window.
- (f) Candidate can click on to navigate to the bottom and to navigate to the top of the question area, without scrolling. Using the computer mouse the candidate can scroll up and down the question viewing area for viewing the entire question.
- (g) The full paper can be viewed by clicking the “Question Paper” icon on the top right corner of the screen.
- (h) Blank Sheets for doing rough work/calculations shall be provided to the candidates. The Blanks Sheets would have a Header page for the candidates to write down his/her Name and Roll Number. All calculations/writing work are to be done only in the Blank Sheets provided at the centre in the examination Room/Hall and on completion of the test candidates must hand over the rough sheets to the invigilator on duty in the Room/Hall.
- (i) **Navigating to a Question To navigate between questions within a Paper, candidate needs to do the following:**
  - (a) Click on the question number in the Question Palette at the right of the screen to go to that numbered question directly. Note that using this option does NOT save the answer to the currently displayed question.
  - (b) Click on “Save & Next” to save the answer of any question. Clicking on “Save & Next” will save the answer for the current question and the next question will be displayed on the candidate’s computer screen.
  - (c) Click on “Mark for Review & Next” to mark a question for review (without answering it) and proceed to the next question.



**(j) Answering a Question**

To navigate between questions within a Paper, candidate needs to do the following:

- (i) Procedure for answering a multiple-choice type question:
  - (a) To select the option(s), click on the corresponding button(s) of the option(s).
  - (b) To deselect the chosen answer, click on the button of the chosen option again or click on the “Clear Response” button.
  - (c) To save the answer, the candidate MUST click on the “Save & Next” button.
  - (d) To mark the question for review (without answering it), click on the “Mark for Review & Next” button.

**(k) Navigating through sections:**

- (i) Sections in the question paper are displayed on the top bar of the screen. Questions in a section can be viewed by clicking on the section name. The section in which candidate is currently viewing will be highlighted.
- (ii) After clicking the “Save & Next” button on the last question for a section, candidate will automatically be taken to the first question of the next section.
- (iii) Candidate can shuffle between sections and questions within sections anytime during the examination as per the convenience only during the time stipulated.

- (iv) Candidate can view the corresponding section summary as part of the legend that appears in every section above the question palette.

The screenshot displays the UGC-NET exam interface. At the top, a header bar shows the candidate's name as [Your Name], Exam Name as UGC-NET, Subject Name as English-Paper 2-Dec-2019, and Remaining Time as 01:59:39. Below this, the Question Panel shows Question 1: "Which of the following combinations best describes the typical methodology of literary research?" with four options: (1) Direct, empirical and quantitative; (2) Phenomenological, speculative and abstract; (3) Textual, critical and historical; (4) Synoptic, conceptual and speculative. The Respective Option section shows the selected option (1) and the corresponding answer key (1). The Navigation Panel at the bottom includes buttons for "SAVE & NEXT", "CLEAR", "SAVE & MARK FOR REVIEW", "MARK FOR REVIEW & NEXT", "<< BACK", "NEXT >>", and "SUBMIT".

(I) Procedure for answering questions that require inputs from on-screen virtual key board (numeric or otherwise):

- (a) Candidate will have to use the on-screen virtual keyboard (that would appear below the question statement of these types of questions) and the attached computer mouse to enter the answer in the space provided for answer.

**On Screen Virtual Keyboard**

The screenshot displays the UGC-NET exam interface with the On Screen Virtual Keyboard. The header bar shows the candidate's name as [Your Name], Exam Name as UGC-NET, Subject Name as English-Paper 2-Dec-2019, and Remaining Time as 01:59:39. Below this, the Question Panel shows Question 1: "Which of the following combinations best describes the typical methodology of literary research?" with four options: (1) Direct, empirical and quantitative; (2) Phenomenological, speculative and abstract; (3) Textual, critical and historical; (4) Synoptic, conceptual and speculative. The On Screen Virtual Keyboard is displayed below the question, showing a standard QWERTY layout with function keys (F1-F12), a numeric keypad, and a set of navigation and control keys (Esc, Tab, CapsLk, Shift, Ctrl, Fn, Alt, Enter, Backspace, and arrow keys).

- (b) The answer can be changed, if required, anytime during the test. To save the answer, the candidate MUST click on the "Save & Next" button.
- (c) To mark the question for review (without answering it), click on the "Mark for Review & Next" button.



**Candidate will have the option to change previously saved answer of any question, anytime during the entire duration of the test. To change the answer to a question that has already been answered, first select the corresponding question from the Question Palette, then click on “Clear Response” to clear the previously entered answer and subsequently follow the procedure for answering that type of question.**

**(m) ROUGH WORK:**

All calculations/writing work are to be done only in the rough sheet provided at the Centre in the examination Room/Hall and on completion of the test candidates must hand over the rough sheets to the invigilator on duty in the Room/Hall.

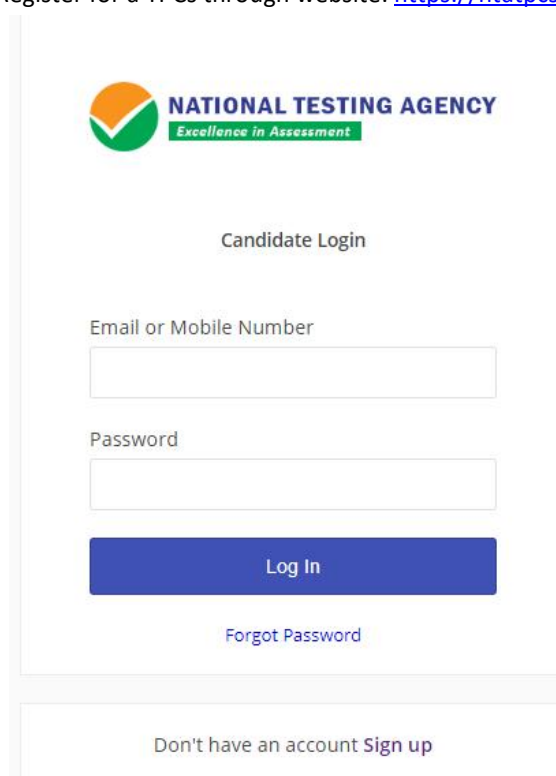
## NTA: Test Practice Centres (TPCs)

### What is a Test Practice Centre (TPCs)?

The Ministry of Human Resource Development mandated the NTA to set up, establish and create a network of Tests Practice Centres for candidates, especially in remote and rural areas to enable them to practice and be comfortable in taking a Computer Based Test (CBT). This facility is completely free of cost. Candidates can register online (on NTA website) where they are provided a convenient TPC near to their location to practice on a given computer node. This facilitates and eases the process of being able to take a Computer Based Test (CBT). The entire experience of using a computer is close to the actual experience of taking a CBT. All efforts are made to provide practice tests and questions so that candidates can familiarize themselves with logging into the system, go through the detailed instructions regarding the test, use the mouse or numeric keyboard on screen (virtual) for attempting each question, scroll down to the next question, navigate between questions, review and edit their options and submit questions.


The objective of TPCs is primarily to organize test practice for the upcoming NTA examinations.

The set of Instructions on How to Register for a TPCs through website: <https://ntatpcsr.in/login>



The screenshot shows the NTA Candidate Login page. At the top, there is the NTA logo (a green circle with an orange and green checkmark) and the text "NATIONAL TESTING AGENCY" in blue, with "Excellence in Assessment" in a green box below it. Below the logo, the text "Candidate Login" is centered. There are two input fields: "Email or Mobile Number" and "Password". Below the "Password" field is a blue "Log In" button. Below the button is a link "Forgot Password" in blue. At the bottom, there is a link "Don't have an account Sign up" in blue.

For first time registration, click on “Sign up”.

**NATIONAL TESTING AGENCY**  
*Excellence in Assessment*

Candidate Registration

First Name

Kailash

Last Name

Manral

Email

kailash@nta.ac.in

mobile

Password

.....

Register

Already have an account [Log In](#)

## User Dashboard:

DASHBOARD


BOOKINGS

MOCK TEST

SETTINGS

ALLOTMENT HISTORY

LOGOUT


**NATIONAL TESTING AGENCY**  
*Excellence in Assessment*

Allocation for Saturday is done on Thursday and for Sunday it is done on Friday, please [click here](#) to know your allotment status


Kailash Manral


kailash@nta.ac.in

Update your information

**Update Basic Info**  
Update information such as first name, last name, age etc


Mock Test

**New Booking**  
Apply for Mock Test at a centre


**Online Test**  
Give Mock Test Online from home, school or college

## New booking to apply for a Mock Test:

[DASHBOARD](#)[BOOKINGS](#)[MOCK TEST](#)[SETTINGS](#)[ALLOTMENT HISTORY](#)[LOGOUT](#)

**NATIONAL TESTING AGENCY**  
Excellence in Assessment

### New Booking




**No Upcoming Booking**

You dont have any upcoming booking. click below to book Mock Test for the upcoming week

[Book Mock Test at Centre](#)

## Selection of Slot/Date:

[DASHBOARD](#)[BOOKINGS](#)[MOCK TEST](#)[SETTINGS](#)[ALLOTMENT HISTORY](#)[LOGOUT](#)

**NATIONAL TESTING AGENCY**  
Excellence in Assessment

### New Booking

Select a Date

14 March, 2020	15 March, 2020	21 March, 2020	22 March, 2020
28 March, 2020	29 March, 2020	4 April, 2020	5 April, 2020
11 April, 2020	12 April, 2020	18 April, 2020	19 April, 2020
25 April, 2020	26 April, 2020	2 May, 2020	3 May, 2020
9 May, 2020	10 May, 2020	16 May, 2020	17 May, 2020
23 May, 2020	24 May, 2020	30 May, 2020	31 May, 2020

## Search Mock Test Centre with the help of Pin Code of your area and select maximum of 05 Centres:

DASHBOARD


BOOKINGS

MOCK TEST

SETTINGS

ALLOTMENT HISTORY

LOGOUT

 **NATIONAL TESTING AGENCY**  
*Excellence in Assessment*

Select a Centre

Enter your Pincode

Search

Total Centre Found (121)

Name / Address of Institute	
<b>PRESIDIUM SCHOOL</b> PRESIDIUM SCHOOL, PS-2, , C-3, ASHOK VIHAR, DELHI-110052 PHONE : 7838654441	<input checked="" type="checkbox"/>
<b>Pragati Public School</b> Sector 13, Phase II, Dwarka, New Delhi	<input type="checkbox"/>
<b>HMR INSTITUTE OF TECHNOLOGY AND MANAGEMENT</b> PLOT NO 326, HAMIDPUR, DELHI -110036	<input checked="" type="checkbox"/>
<b>BHARDWAJ MODEL SCHOOL</b> RZQ-88, NIHAL VIHAR, NEAR Q-BLOCK GURDWARA, NIHAL VIHAR, NEW DELHI-110041	<input type="checkbox"/>
<b>DAV CENTENARY PUBLIC SCHOOL,NARELA</b> SECTOR-B4,POCKET-5,DDA PROJECT,NARELA	<input checked="" type="checkbox"/>
<b>DECENT PUBLIC SCHOOL</b> DECENT PUBLIC SCHOOLH-34, SECTOR-3, ROHINI, DELHI-110085NEAR SHIV MANDIR	<input checked="" type="checkbox"/>
<b>SARASWATI PUBLIC SEC. SCHOOL</b> BUDH VIHAR,SEWADHAM ROAD,MANDOLI,DELHI	<input checked="" type="checkbox"/>
<b>Marigold Public School (Sr. Secondary)</b> Khasra No. 559, Jatkhori Road, Katewara, Near Bawana, Tehsil Narela, Delhi - 110039	<input type="checkbox"/>

## Acknowledgement of TPC:

DASHBOARD


BOOKINGS

MOCK TEST

SETTINGS

ALLOTMENT HISTORY

LOGOUT

 **NATIONAL TESTING AGENCY**  
*Excellence in Assessment*

Upcoming Mock Test

Confirmation awaits for ( April 19, 2020 )

Listed below is/are the centre's of your choice

**presidium school**  
presidium school, ps-2, , c-3, ashok vihar, delhi-110052 phone : 7838654441

**hmr institute of technology and management**  
plot no 326, hamidpur, delhi -110036

**dav centenary public school,narela**  
sector-b4,pocket-5,dda project,narela

**decent public school**  
decent public schoolh-34, sector-3, rohini, delhi-110085near shiv mandir

**saraswati public sec. school**  
budh vihar,sewadham road,mandoli,delhi

Untill your previous booking date is not reached, you are not allowed to book a new centre for Mock Test

## National Testing Agency (NTA)

**Procedure to be adopted for compilation of NTA scores for multi session Papers  
(Normalization procedure based on PERCENTILE SCORE)**

NTA may conduct examinations on multiple dates, generally in two sessions per day. The candidates will be given different sets of questions per session and it is quite possible that in spite of all efforts of maintaining equivalence among various question papers, the difficulty level of these question papers administered in different sessions may not be exactly the same. Some of the candidates may end up attempting a relatively tougher set of questions when compared to other sets. The candidates who attempt the comparatively tougher examination are likely to get lower marks as compared to those who attempt the easier one. In order to overcome such a situation, **“Normalization procedure based on Percentile Score”** will be used for ensuring that candidates are neither benefitted nor disadvantaged due to the difficulty level of the examination. With the objective of ensuring that a candidate's true merit is identified, and that a level playing field is created in the above context, the Normalization Procedure, set out below shall be adopted, for compiling the NTA scores for multi session papers.

**The process of Normalization is an established practice for comparing candidate scores across multi session papers and is similar to those being adopted in other large educational selection tests conducted in India. For normalization across sections, NTA shall use the percentile equivalence.**

**Percentile Scores:** Percentile scores are scores based on the relative performance of all those who appear for the examination. Basically the marks obtained are transformed into a scale ranging from 100 to 0 for each session of examinees.

**The Percentile Score indicates the percentage of candidates that have scored EQUAL TO OR BELOW (same or lower raw scores) that particular Percentile in that examination. Therefore the topper(highest score) of each session will get the same Percentile of 100 which is desirable. The marks obtained in between the highest and lowest scores are also converted to appropriate Percentiles.**

**The Percentile score will be the Normalized Score for the examination (instead of the raw marks of the candidate) and shall be used for preparation of the merit lists.**

**The Percentile Scores will be calculated up to 7 decimal places to avoid bunching effect and reduce ties.**

**The Percentile score of a Candidate is calculated as follows:**

$$\frac{100 \times \text{Number of candidates appeared in the 'Session' with raw score EQUAL TO OR LESS than the candidate}}{\text{Total number of the candidates appeared in the 'Session'}}$$

**Note:** The Percentile of the Total shall **NOT** be an aggregate or average of the Percentile of individual subject. Percentile score is not the same as percentage of marks obtained.

**Example:** Suppose a test was held in 4 sessions of examinees as per details given below:-  
(Allocation of Days and shifts were done randomly)

(a) Distribution of candidates were as follows:

**Session-1:** Day-1 Shift-1, **Session-2:** Day-1 Shift-2, **Session-3:** Day-2 Shift-1 and **Session-4:** Day-2 Shift-2

Session	Day/Shift	No of Candidates			Marks	
		Absent	Appeared	Total	Highest	Lowest

<b>Session-1</b>	Day-1 Shift-1	3974	28012	31986	335	-39
<b>Session-2</b>	Day-1 Shift-2	6189	32541	38730	346	-38
<b>Session-3</b>	Day-2 Shift-1	6036	41326	47362	331	-49
<b>Session-4</b>	Day-2 Shift-2	9074	40603	49677	332	-44
<b>Total (Session-1 to Session-4)</b>		25273	142482	167755	346	-49

In this method of scoring the HIGHEST RAW SCORE in each paper (irrespective of the raw scores) will be the 100 Percentile indicating that 100% of candidates have scores equal to or lesser than the highest scorer/ topper for that session.

**Highest Raw Score and Percentile Score:** All the highest raw scores will have normalized Percentile Score of 100 for their respective session.

Session	Total Candidates Appeared	Highest Raw Score	Candidates who scored EQUAL OR LESS THAN Highest Raw Score	Percentile Score	Remarks
Session-1	28012	335	28012	$100.0000000 \left[ \frac{28012}{28012} \times 100 \right]$	i.e. <b>all the highest raw scores</b> would be <b>normalized</b> to 100 Percentile Score for their respective session.
Session -2	32541	346	32541	$100.0000000 \left[ \frac{32541}{32541} \times 100 \right]$	
Session -3	41326	331	41326	$100.0000000 \left[ \frac{41326}{41326} \times 100 \right]$	
Session -4	40603	332	40603	$100.0000000 \left[ \frac{40603}{40603} \times 100 \right]$	

**Lowest Raw Score and Percentile Score:** Percentile Score of all the lowest raw scores will depend on the total number of candidates who have taken the examination for their respective session.

Session	Total Candidates Appeared	Lowest Raw Score	Candidates who scored EQUAL OR LESS THAN Lowest Raw Score	Percentile Score	Remarks
<b>Session -1</b>	28012	-39	1	$0.0035699 \left[ \frac{1}{28012} \times 100 \right]$	i.e. Percentile Score of <b>all the lowest raw scores are different</b> i.e. Percentile Score depend on the total number of candidates who have taken the examination for their respective session.
<b>Session -2</b>	32541	-38	1	$0.0030730 \left[ \frac{1}{32541} \times 100 \right]$	
<b>Session -3</b>	41326	-49	1	$0.0024198 \left[ \frac{1}{41326} \times 100 \right]$	
<b>Session -4</b>	40603	-44	1	$0.0024629 \left[ \frac{1}{40603} \times 100 \right]$	

The following is a further explanation of the interpretation of the raw scores and Percentile Score in Session-3 (Day-2 and Shift-1) with 41326 candidates who have taken the examination.

Candidate	Percentile Score	No of	Raw	Remark
-----------	------------------	-------	-----	--------

		Candidates	Score	
<b>A</b>	<b>100.0000000</b> [(41326/41326)*100]	<b>1</b>	<b>331</b>	Indicates that amongst those appeared, 100% have scored either EQUAL TO OR LESS THAN the candidate A ( <b>331 raw score</b> ).
				It also indicates that no candidate has scored more than the candidate A ( <b>331 raw score</b> ).
<b>B</b>	<b>90.1224411</b> [(37244/41326)*100]	<b>77</b>	<b>121</b>	Indicates that amongst those appeared, 90.1224411% have scored either EQUAL TO OR LESS THAN the candidate B ( <b>121 raw score</b> ).
				It also indicates that remaining candidates have scored more than candidate B ( <b>121 raw score</b> ).
<b>C</b>	<b>50.4549194</b> [(20851/41326)*100]	<b>381</b>	<b>41</b>	Indicates that amongst those appeared, 50.4549194% have scored either EQUAL TO OR LESS THAN the candidate C ( <b>41 raw score</b> ).
				It also indicates that remaining those appeared have scored more than candidate C ( <b>41 raw score</b> ).
<b>D</b>	<b>31.7040120</b> [(13102/41326)*100]	<b>789</b>	<b>25</b>	Indicates that amongst those appeared, 31.7040120% have scored either EQUAL TO OR LESS THAN the candidate D ( <b>25 raw score</b> ).
				It also indicates that remaining candidates have scored more than candidate D ( <b>25 raw score</b> ).
<b>E</b>	<b>1.1034216</b> [(456/41326)*100]	<b>100</b>	<b>-15</b>	Indicates that amongst those appeared, 1.1034216% have scored either EQUAL TO OR LESS THAN the candidate E ( <b>-15 raw score</b> ).
				It also indicates that remaining candidates have scored more than candidate E ( <b>-15 raw score</b> ).

#### STEP-BY-STEP PROCEDURE FOR NORMALIZATION AND PREPARATION OF RESULT:

##### Step-1: Distribution of Examinees in two shifts:

Candidates have to be distributed into two sessions randomly so that each session has approximately equal number of candidates. These two sessions would be as follows:

**Session-1:** Day-1 Shift-1, **Session-2:** Day-1 Shift-2

In the event of more number of days or less number of shifts, the candidates will be divided accordingly.

This will ensure that there is no bias in the distribution of candidates who shall take the examination. Further, with a large population of examinees spread over the entire country the possibility of such bias becomes remote.

##### Step-2: Preparation of Results for each Session:

The examination results for **each session** would be prepared in the form of

- Raw Scores
- Percentiles Scores of Total raw scores.

The Percentiles would be calculated for each candidate in the Session as follows:

Let TP1 be the Percentile Scores of Total Raw Score of that candidate.

$$\text{Total Percentile (TP1)} : 100 \times \frac{\text{No. of candidates appeared from the session with raw score EQUAL TO OR LESS than T1 score}}{\text{Total Raw Score of that candidate}}$$



**Step-3: Compilation of NTA score and Preparation of Result:**

The Percentile scores for the Total Raw Score for all the sessions (**Session-1:** Day-1 Shift-1, **Session-2:** Day-1 Shift-2) as calculated in Step-2 above would be merged and shall be called the NTA scores which will then be used for compilation of result and further processing for deciding the allocation.

In the events of the percentiles for the multi-shifts being dissimilar / unequal, the lowest will be the eligibility cut-off for that category for all candidates (i.e. all shifts).

For Example: In an the examination held in two shifts, if the 40% marks correspond to a Percentile score of 78 in Shift 1 and 79 in Shift 2, then all those equal to or above 78 percentiles (Percentile score of 100 to 78) in both shifts will become eligible in General Category. Similar method will be adopted for the other categories to determine eligibility cut-offs. In case the examination is held in more number of shifts the same principle shall apply.

**Replica of Online of Application Form**